

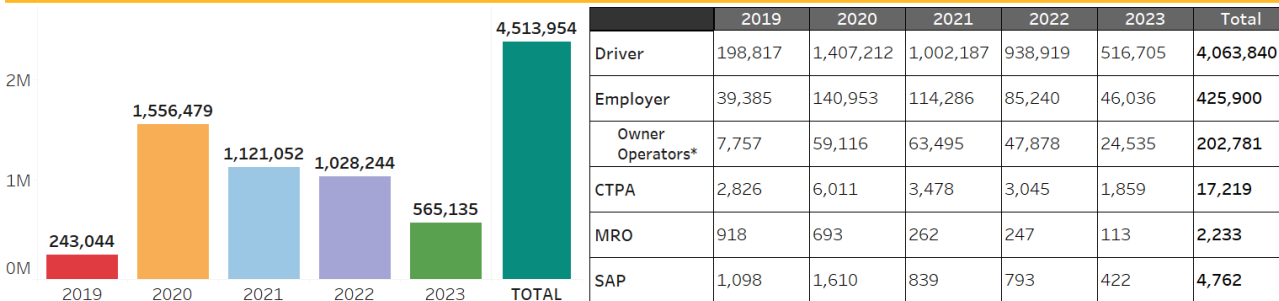
DRUG & ALCOHOL CLEARINGHOUSE

July 2023 Monthly Summary Report

REGISTRATIONS

Registration for the FMCSA Drug and Alcohol Clearinghouse (Clearinghouse) began for all user roles on September 28, 2019. Commercial driver's license (CDL) or commercial learner's permit (CLP) holders, employers, consortia/third-party administrators (C/TPAs), medical review officers (MROs), and substance abuse professionals (SAPs) all must register within the Clearinghouse. In some cases, a single user may have multiple roles within the Clearinghouse. For a summary of the number of drivers and organizations that registered in the Clearinghouse, see the table below.

CDL/CLP Holder and Organization Registrations



	2019	2020	2021	2022	2023	Total
Driver	198,817	1,407,212	1,002,187	938,919	516,705	4,063,840
Employer	39,385	140,953	114,286	85,240	46,036	425,900
Owner Operators*	7,757	59,116	63,495	47,878	24,535	202,781
CTPA	2,826	6,011	3,478	3,045	1,859	17,219
MRO	918	693	262	247	113	2,233
SAP	1,098	1,610	839	793	422	4,762

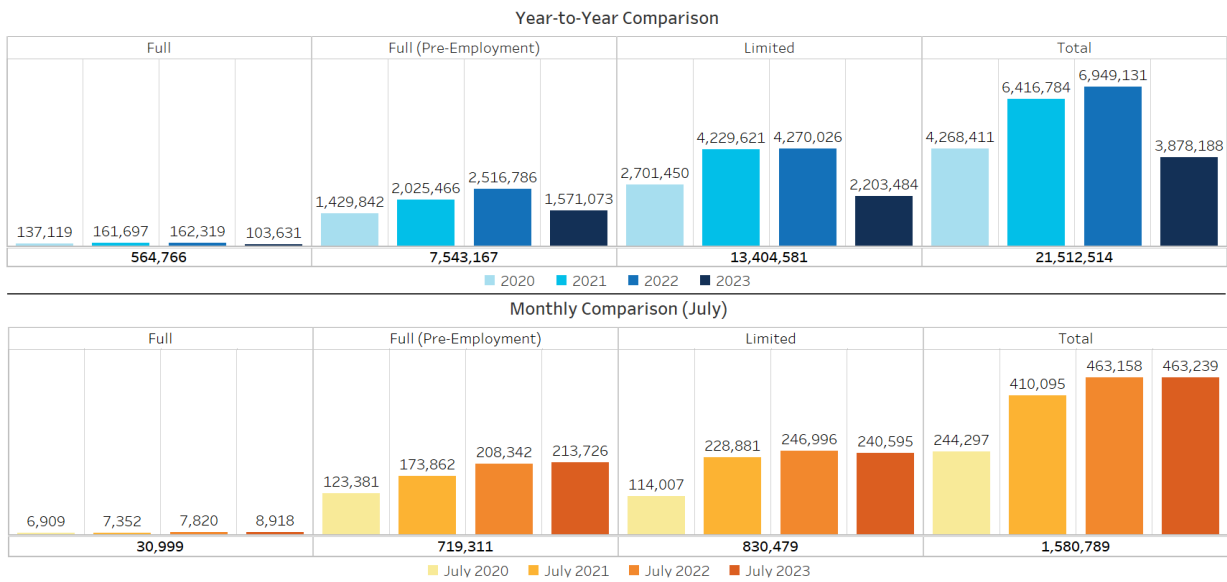
*Number of completed registrations through July 2023, as of August 1, 2023. * Owner-operator counts are not included in the annual totals, as owner-operators are a subset of Employers and are included in the Employer counts.*

This chart above reflects the number of CDL/CLP holders (drivers) and organizations registered within the Clearinghouse by role type since September 28, 2019.

QUERIES

Employers are required to conduct queries in the Clearinghouse when hiring a new CDL/CLP holder and annually for all CDL/CLP holders they currently employ. The table below breaks out the results by query type. The top table depicts query results by year and the bottom graph compares total query results with violations for the month of July across four years: 2020, 2021, 2022, and 2023.

Queries Conducted



Queries conducted through July 2023, as of August 1, 2023.

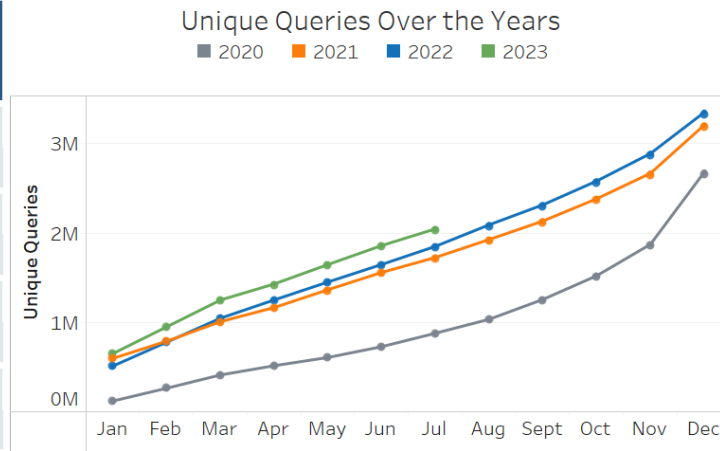
The graph illustrates the number of each type of query conducted by employers, or their designated C/TPA since January 6, 2020. The full query total includes limited queries that have been elevated to full.

QUERIES REPORTED TO CLEARINGHOUSE CONTINUED

Unique CDL/CLP Holders Queried



Total Since: January 6, 2020	5,023,212
Calendar Year 2023	2,047,042
Calendar Year 2022	3,351,300
Calendar Year 2021	3,208,780
Calendar Year 2020	2,681,746

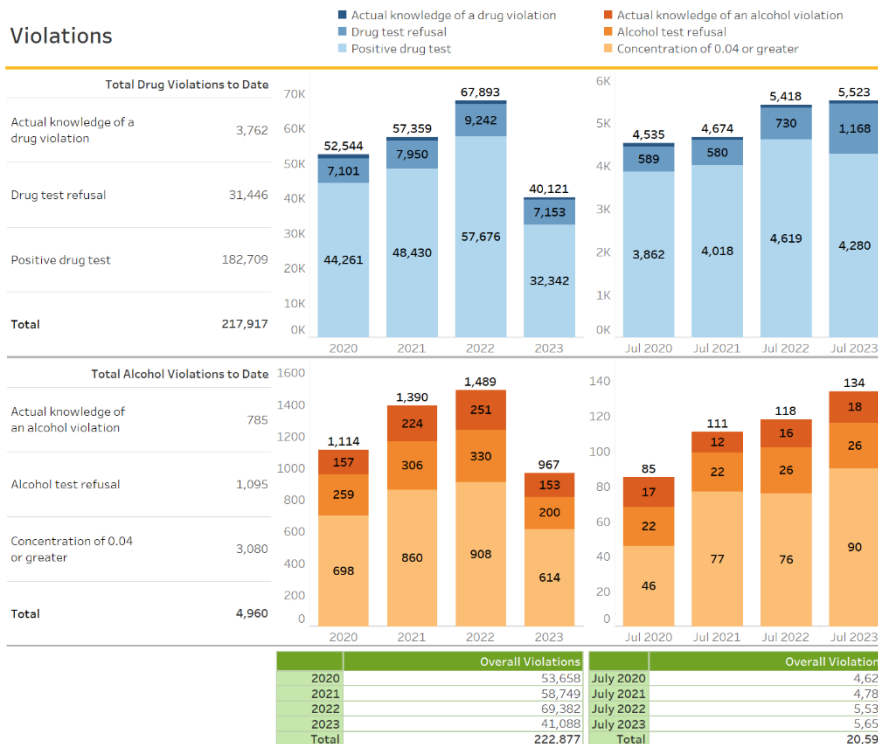


Unique drivers queried through July 2023, as of August 1, 2023.

The graph above illustrates the number of CDL/CLP holders whose information has been queried by employers (or their designated C/TPA) since January 6, 2020.

VIOLATIONS REPORTED TO CLEARINGHOUSE

Employers or their designated C/TPA, and MROs are required to report violations of the drug and alcohol program. Since January 6, 2020, there were 222,877 test results reported to the Clearinghouse with violations. The table below breaks out the results by violation type, for controlled substance (drug) tests and alcohol tests. The left side depicts total test results with violations by year and the right side compares total test results with violations for the month of July across three years: 2020, 2021, 2022, and 2023.



Violations reported through July 2023, as of August 1, 2023.


The graph above illustrates the number of violations reported to the Clearinghouse since January 6, 2020.

VIOLATIONS REPORTED TO CLEARINGHOUSE CONTINUED

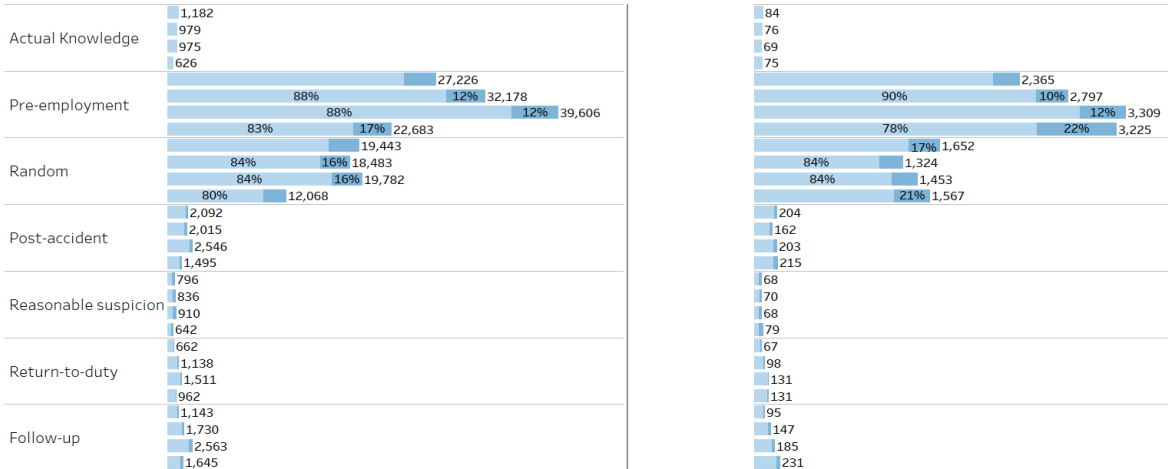
Drug and Alcohol Test Results By Test Type

Since January 6, 2020, there were 222,877 test results reported to the Clearinghouse with violations. The table below breaks out these test results by type of test, for controlled substance (drug) tests and alcohol tests. The left side depicts total test results with violations by year and the right side compares total test results with violations for the month of July across four years: 2020, 2021, 2022, and 2023.

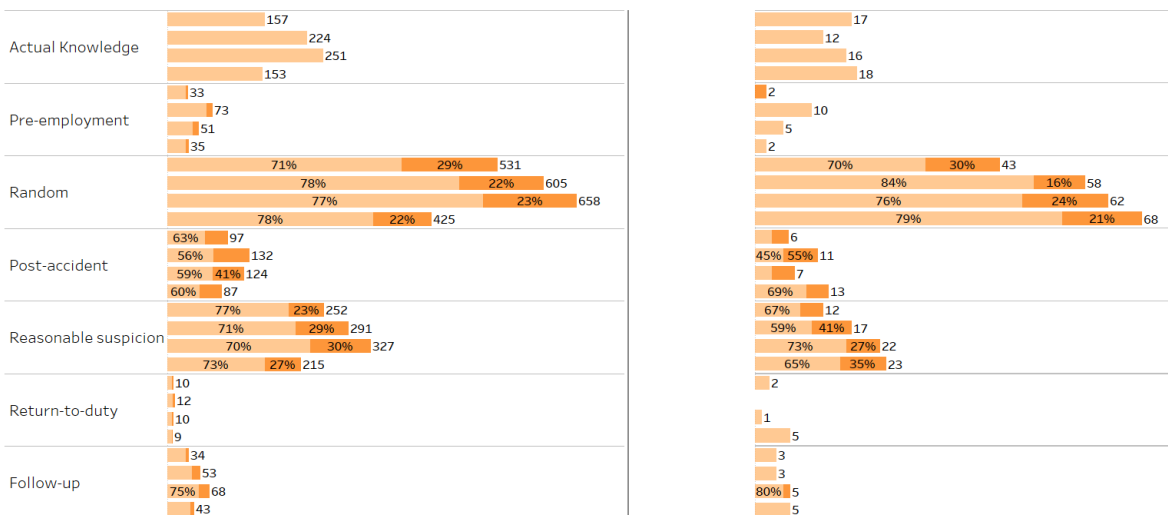
Total Test Results (Drug or Alcohol) by Test Type - Year and Month (July) Comparison



Drug Test Results (Positive or Refusal) by Test Type



Alcohol Test Results (Positive or Refusal) by Test Type



Test Results reported through July 2023, as of August 1, 2023.

VIOLATIONS REPORTED TO CLEARINGHOUSE CONTINUED

Positive drug tests account for **82%** of the total violations reported. The chart below represents the breakdown of results reported to the Clearinghouse by year since January 6, 2020 of the number of times a driver tested positive for each substance.

SUBSTANCES IDENTIFIED IN POSITIVE DRUG TESTS

Substance	2020	2021	2022	2023	# Tests Identified*
Marijuana Metabolite (Δ9-THCA)	29,511	31,085	40,916	22,359	123,871
Cocaine Metabolite (BZE)	7,940	8,765	10,953	5,941	33,599
Methamphetamine (MET/MAMP)	5,187	5,082	5,569	2,714	18,552
Amphetamine (AMP)	4,953	4,904	5,349	2,526	17,732
Oxymorphone (OXYM)	1,372	1,276	1,398	632	4,678
Oxycodone (OXYC)	1,106	1,049	1,130	523	3,808
Hydrocodone (HYC)	1,082	1,048	1,042	489	3,661
Hydromorphone (HYM)	1,000	930	965	467	3,362
Morphine (MOP)	443	353	445	240	1,481
Codeine (COD)	386	329	444	222	1,381
6-Acetylmorphine (6-AM)	302	191	177	72	742
Phencyclidine (PCP)	137	118	138	58	451
Ecstasy (MDMA)	65	60	68	50	243
Methylenedioxyamphetamine (MDA)	30	33	45	34	142
All substances	53,514	55,223	68,639	36,327	213,703

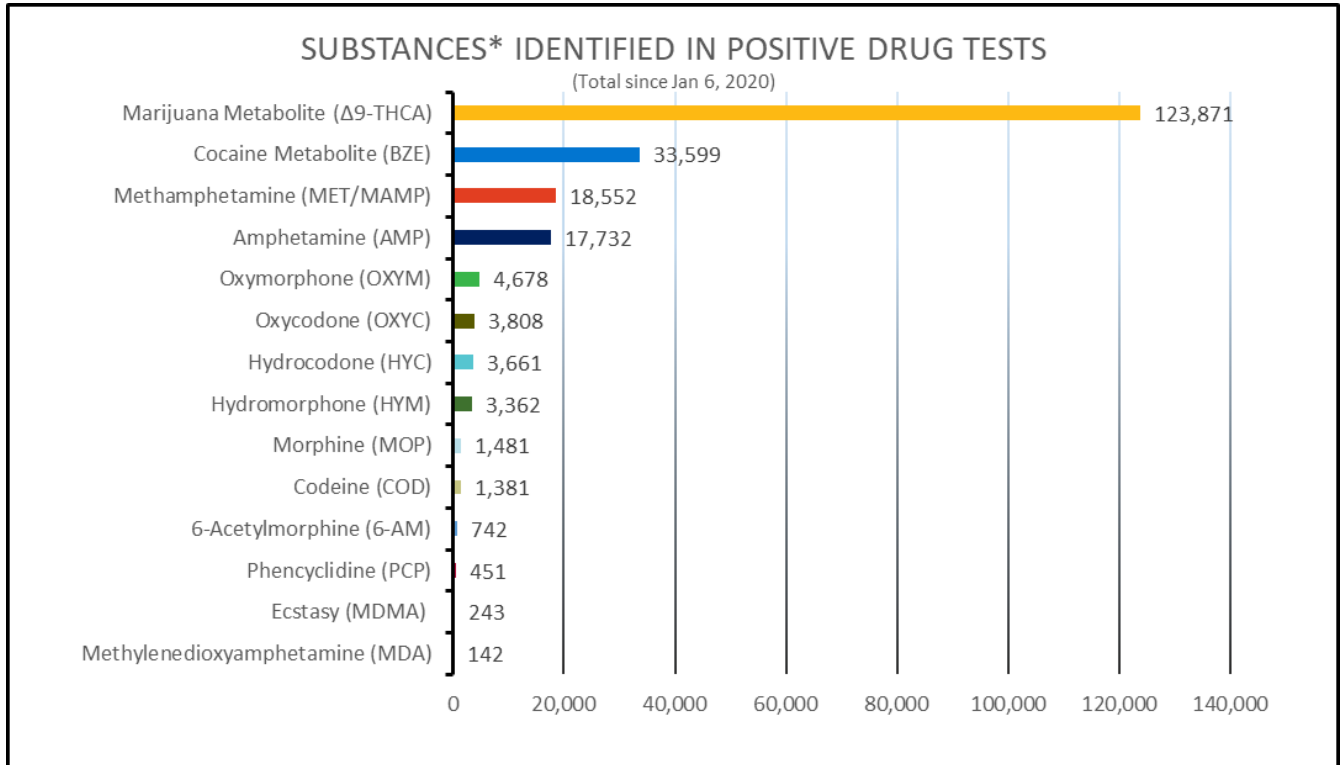
(Reported through July 2023, as of August 1, 2023)

*Total since January 6, 2020

Note: More than one substance can appear in a positive drug test

Note: To date, there have been 9,333 reports of dilute specimens, with 1,468 occurring in 2023. A positive dilute result indicates that drugs were detected despite the dilution of the sample. Dilute specimens are therefore reflected in the total substance counts.

VIOLATIONS REPORTED TO CLEARINGHOUSE CONTINUED



**Positive drug tests reported through July 2023, as of August 1, 2023.*

The graph above shows total results reported to the Clearinghouse since January 6, 2020 of the number of times a driver tested positive for each substance.

RETURN-TO-DUTY PROCESSES

If a CDL/CLP holder has a drug and alcohol program violation recorded in the Clearinghouse, the CDL/CLP holder must be removed from safety-sensitive functions, including operating a commercial motor vehicle, until the return-to-duty (RTD) process is completed. Select milestones of a driver's RTD process are recorded in the Clearinghouse. The table below provides a snapshot of the number of drivers in the RTD process with their status in the Clearinghouse as of August 1, 2023.

CDL/CLP Holders in the Return-to-Duty (RTD) Process as of August 1, 2023

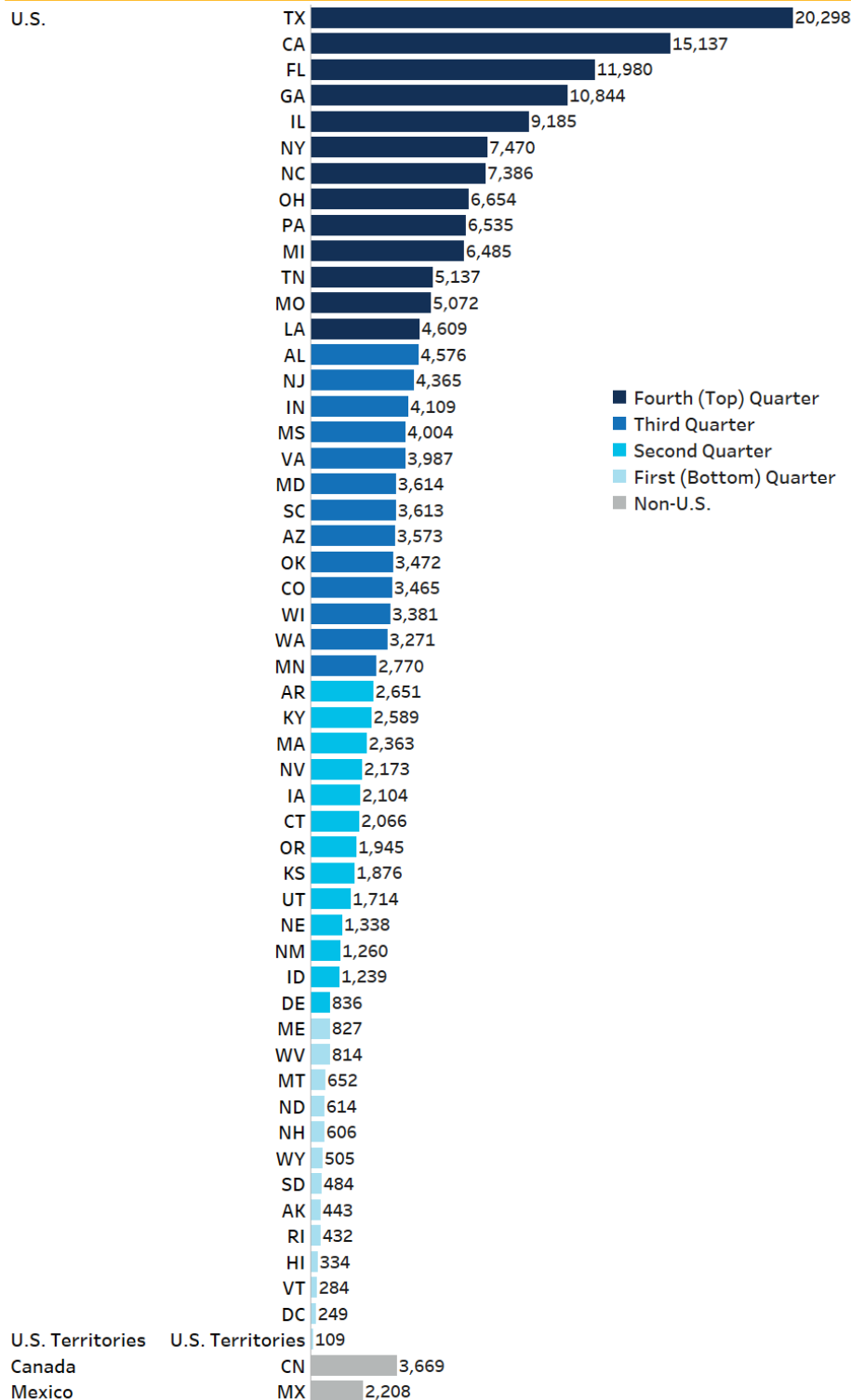
RTD STATUS	# DRIVERS
All Drivers (with at least 1 violation)	201,411
CDL/CLP holders in Prohibited Status	142,457
RTD Process Not Started	107,990
Substance Abuse Professional (SAP) Request Sent	1,270
SAP Designation Confirmed	4,167
SAP Request Declined	877
Initial SAP Assessment Complete	6,818
Determined Eligible for RTD Testing	21,335
CDL/CLP Holders in Not-Prohibited Status*	58,954
RTD Test with Negative Results	46,950
Follow-Up Testing Plan Complete	12,004

* A driver is no longer prohibited from performing safety-sensitive functions once they have a negative RTD test result.

INFORMATION BY LOCATION

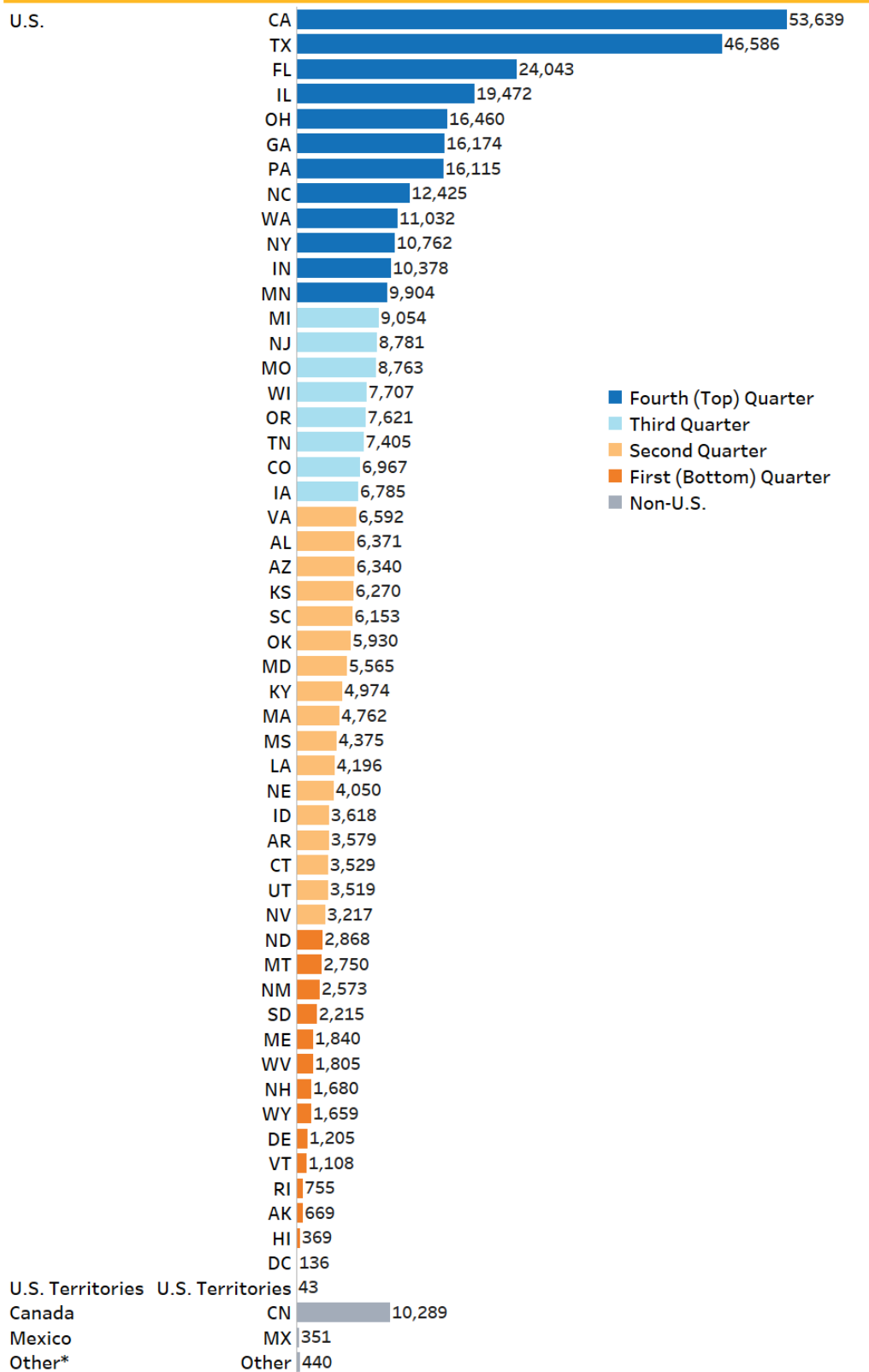
The following tables provide breakdowns of violations based on the jurisdiction that issued the driver's CDL/CLP and the number of registered employers by their domicile.

Violations Reported, by Location of CDL/CLP Issuance



Violations (by location) reported or modified through July 2023, as of August 1, 2023.

Unique Registered Employers by Location



Number of registered employers through July 2023, as of August 1, 2023. * "Other" represents data where the location is missing or otherwise not able to be determined.