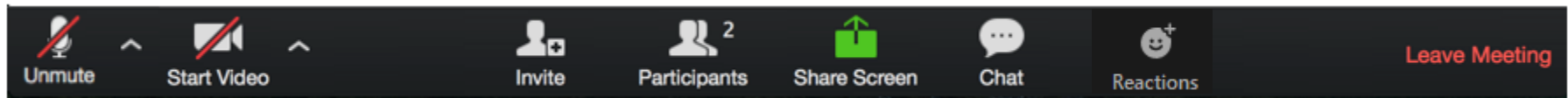


Welcome, the webinar will begin soon.

Your Zoom participant menu

- May differ slightly, or offer more options, depending on your Zoom account
- May be hidden, mouse over bottom or top of screen to display



Click buttons to toggle on/off. The arrow (^) will bring up more options.

Click to display the participant list and chat box. You can show/hide these boxes during the webinar.

Use emojis to share how you feel about the content.



Joining by phone?
Use the mute button on your phone.

ELDT/Training Provider Registry and Drug and Alcohol Clearinghouse Check-In Webinar

April 2022



U.S. Department of Transportation
Federal Motor Carrier Safety Administration

Presenters

- Joshua Jones
CDL Division, FMCSA
- Gian Marshall, D&A
Pgms Division FMCSA
- Isabella Marra,
CDL Division, FMCSA

Roll Call

- Use the chat pod to tell us your name, role, and State



Agenda

1 ELDT PROGRAM UPDATES

- Training provider registration
- Driver training certification records

2 ELDT OUTREACH AND EDUCATION

- How FMCSA is reaching drivers and training providers

3 STATE REPORT-OUT

- Provide feedback on ELDT implementation

4 UPCOMING SDLA CLEARINGHOUSE REQUIREMENTS

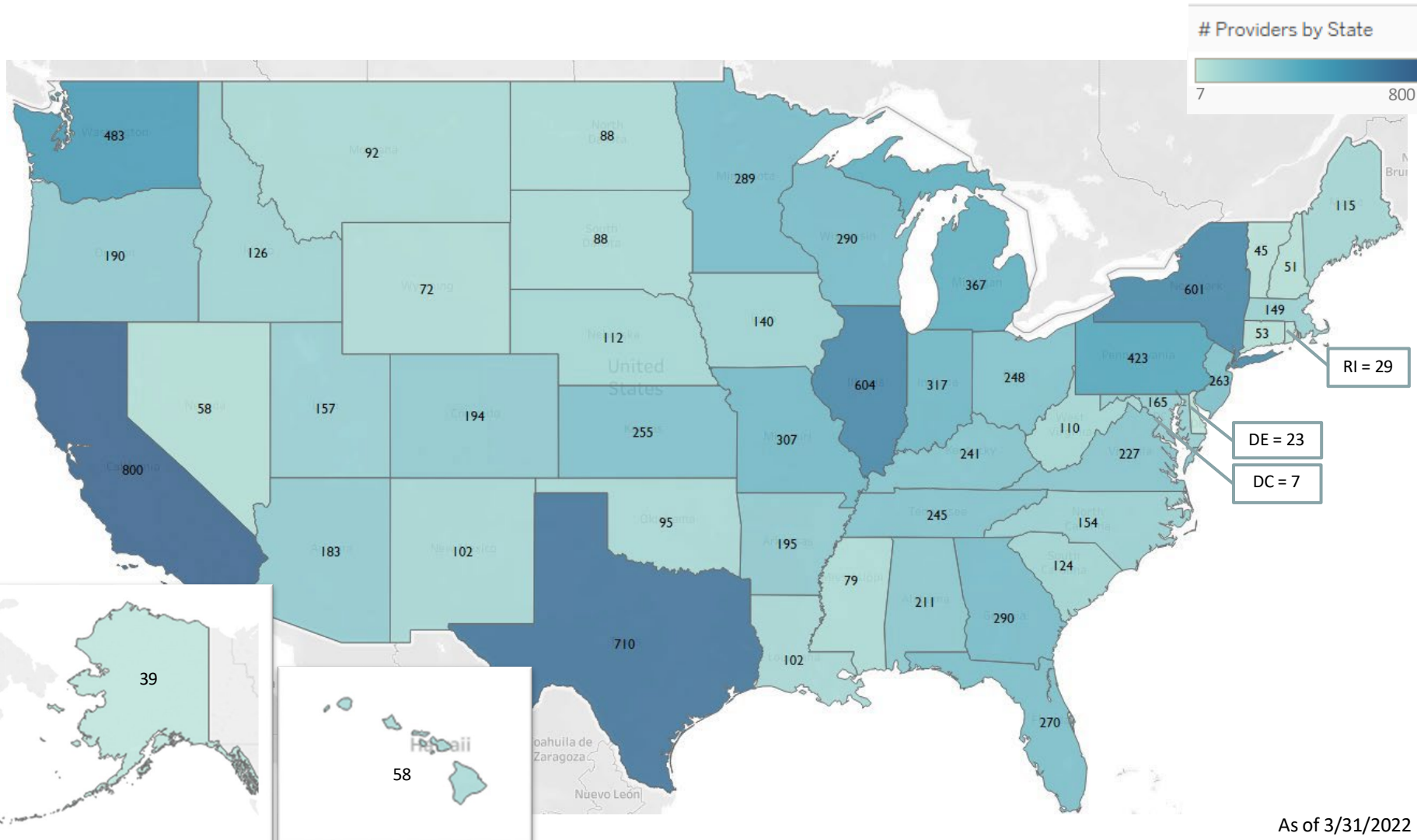
- Overview of Clearinghouse-II
- What SDLAs should do now to prepare



Thank You!

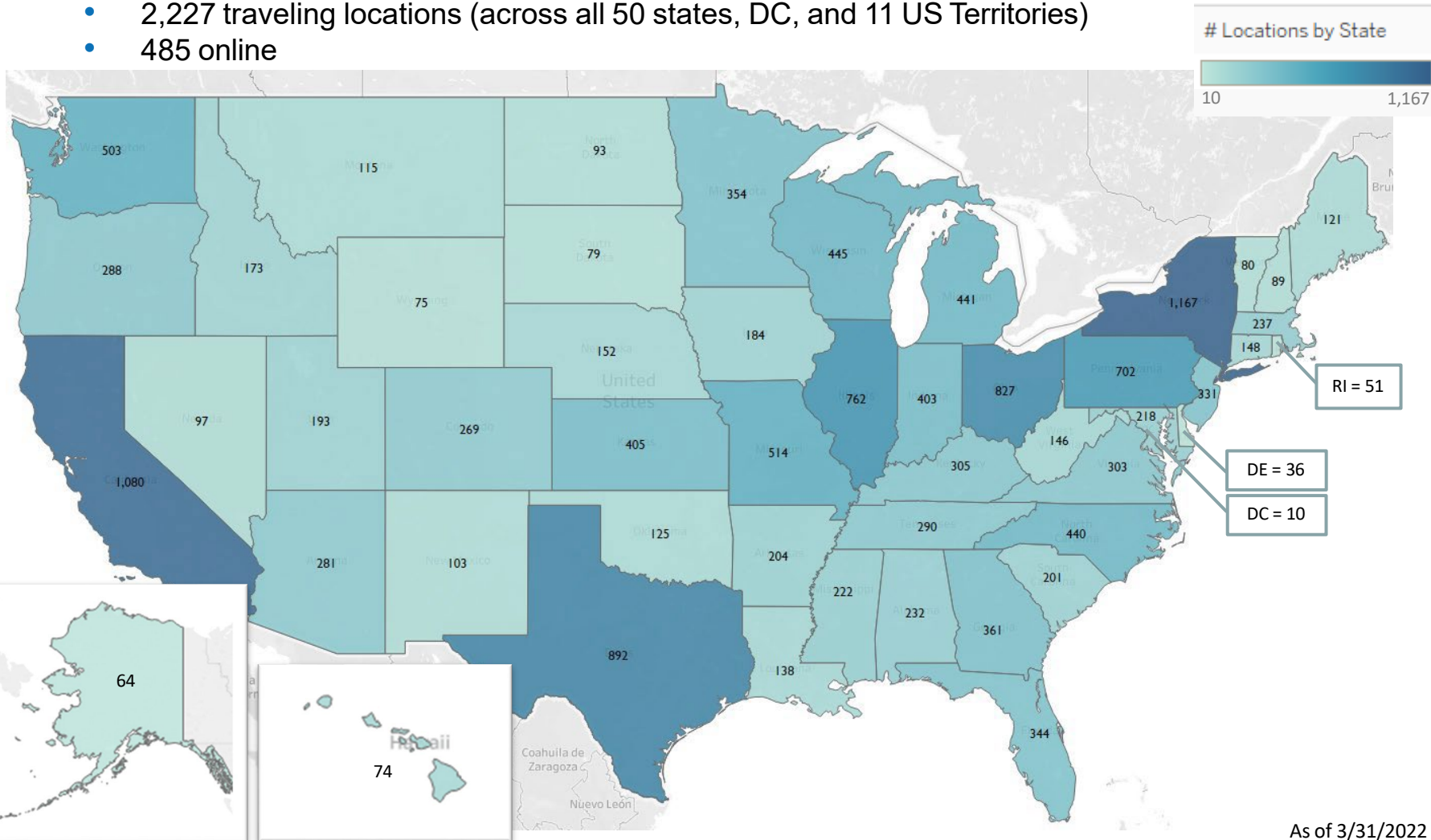
Program Update: Training Provider Registrations

- Training Provider registrations since 6/28/21 = 10,636



Program Update: Training Location Registrations

- Since 6/28/21
 - 15,367 in-person US Locations; 5 in US Territories
 - 2,227 traveling locations (across all 50 states, DC, and 11 US Territories)
 - 485 online



Program Update: Driver Training Certification Records

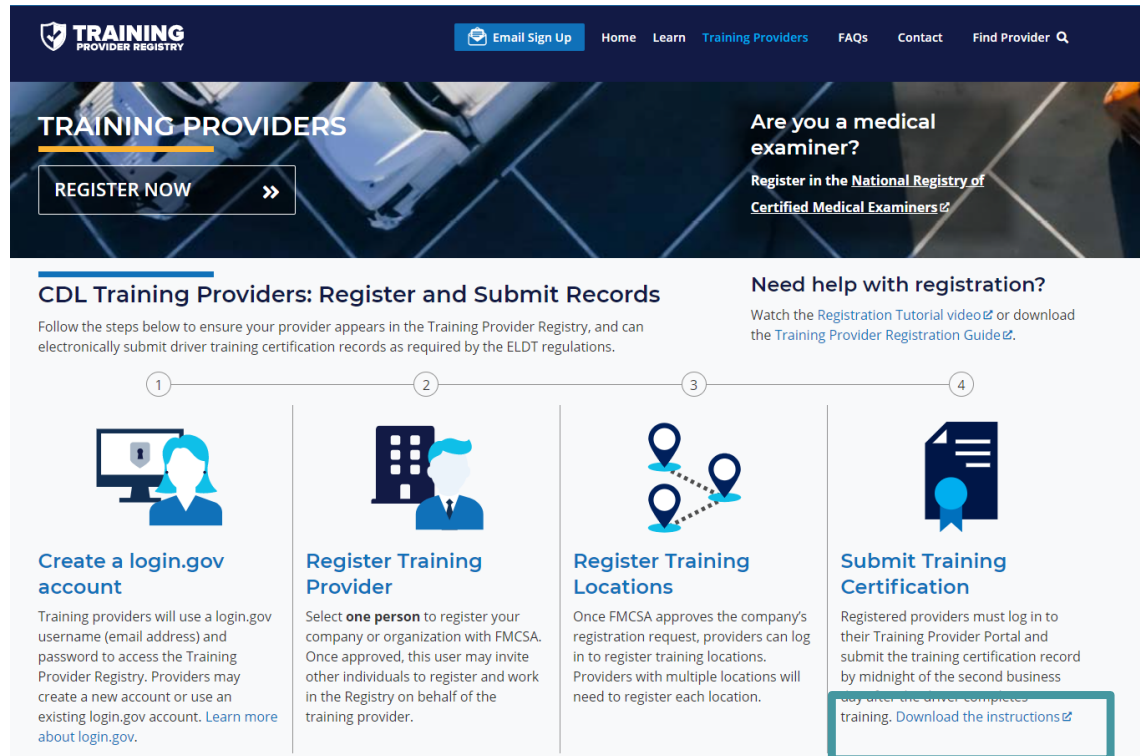
	Driver Search By SDLA	Retrieval of Training Record By SDLA	Driver Training Records Submitted*
Feb 18-25, 2022	137,409	11,425	16,789
Feb 25-Mar 4, 2022	171,182	17,053	16,645
March 4-11, 2022	195,934	29,130	21,770
March 11-18, 2022	178,116	36,943	23,748
March 18-25, 2022	210,053	48,010	27,505
March 25-April 1, 2022	237,146	53,267	29,606

*Drivers can have more than one training record

As of 04/01/2022 at 4:00 PM ET

Outreach and Education

- How to Submit Driver Training Certification Records job aid
- Email blasts
- Paid online advertising
- Social media



The screenshot shows the Training Provider Registry website. The header includes the logo, an "Email Sign Up" button, and navigation links for Home, Learn, Training Providers, FAQs, Contact, and Find Provider. The main content area is titled "TRAINING PROVIDERS" and features a "REGISTER NOW" button. A sidebar on the right asks "Are you a medical examiner?" and provides a link to register in the National Registry of Certified Medical Examiners. Below the main content, there is a section titled "CDL Training Providers: Register and Submit Records" with a sub-header "Need help with registration?". This section includes a four-step process: 1. Create a login.gov account, 2. Register Training Provider, 3. Register Training Locations, and 4. Submit Training Certification. Each step includes an icon, a title, and a brief description of the process. A red box highlights the link "Download the instructions" in the final step.

TRAINING PROVIDERS
REGISTER NOW >>

Are you a medical examiner?
Register in the [National Registry of Certified Medical Examiners](#)

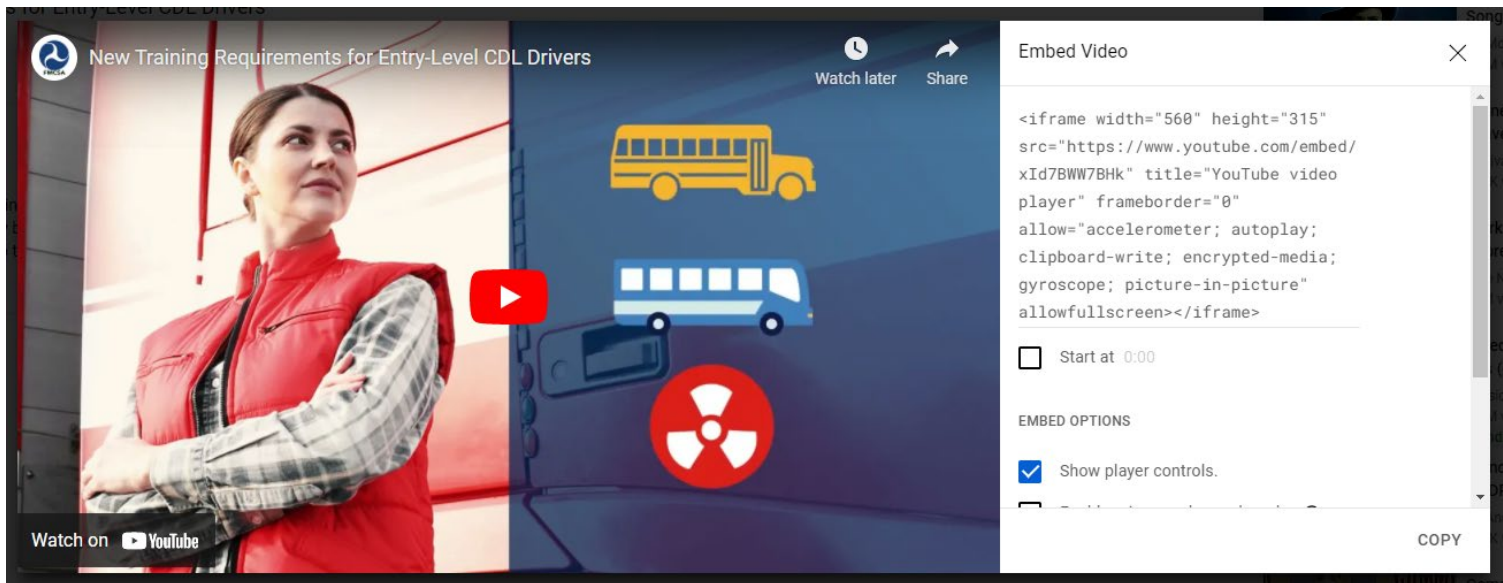
CDL Training Providers: Register and Submit Records
Follow the steps below to ensure your provider appears in the Training Provider Registry, and can electronically submit driver training certification records as required by the ELDT regulations.

Need help with registration?
Watch the [Registration Tutorial video](#) or download the [Training Provider Registration Guide](#).

- 1 Create a login.gov account**
Training providers will use a login.gov username (email address) and password to access the Training Provider Registry. Providers may create a new account or use an existing login.gov account. [Learn more about login.gov.](#)
- 2 Register Training Provider**
Select **one person** to register your company or organization with FMCSA. Once approved, this user may invite other individuals to register and work in the Registry on behalf of the training provider.
- 3 Register Training Locations**
Once FMCSA approves the company's registration request, providers can log in to register training locations. Providers with multiple locations will need to register each location.
- 4 Submit Training Certification**
Registered providers must log in to their Training Provider Portal and submit the training certification record by midnight of the second business day after the driver completes training. [Download the instructions](#)

Outreach and Education (continued)

- ELDT video on YouTube
 - Share: <https://youtu.be/xId7BWW7BHK>
 - Or embed (code available on YouTube page)



The image shows a YouTube video player interface. The video title is "New Training Requirements for Entry-Level CDL Drivers". The video thumbnail features a woman in a red vest and a blue bus. The video player includes a "Watch later" button and a "Share" button. An "Embed Video" window is open, displaying the following HTML code:

```
<iframe width="560" height="315"
src="https://www.youtube.com/embed/
xId7BWW7BHK" title="YouTube video
player" frameborder="0"
allow="accelerometer; autoplay;
clipboard-write; encrypted-media;
gyroscope; picture-in-picture"
allowfullscreen></iframe>
```

Below the code, there are options for "Start at 0:00" (unchecked) and "EMBED OPTIONS" with "Show player controls." checked. A "COPY" button is visible at the bottom right of the embed window.

Reminder: Behind-the-Wheel Training

- For CDL training, both portions of BTW, range and public road, must be delivered by the same training provider (see 49 CFR 380.707(c))
 - For P and S endorsements, drivers are only required to complete one portion
- The two BTW portions may be offered at different locations of the same provider
- Training providers who offer Class A or Class B CDL training but only list one portion of BTW have been notified that they need to update their location information

Resources for SDLAs

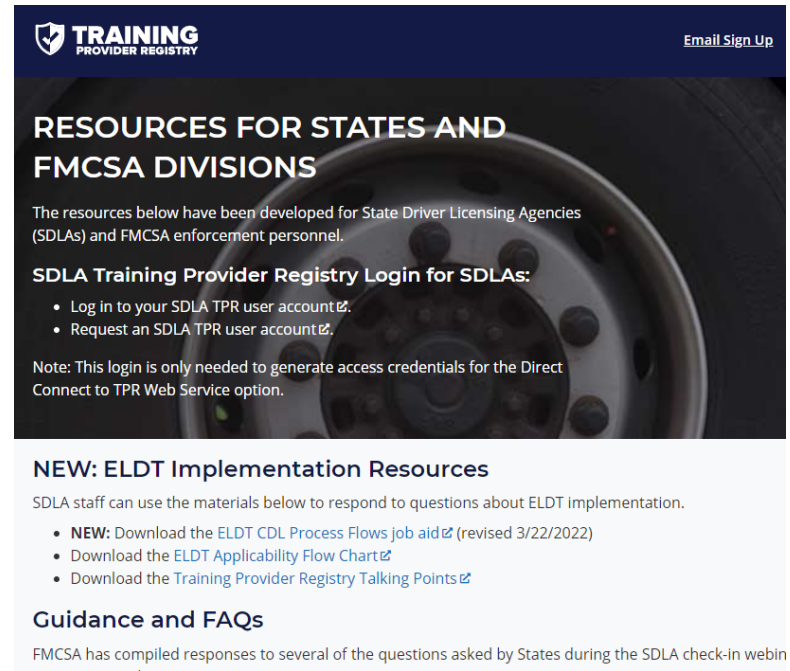
- **SDLA/Division Resources page:**
<https://tpr.fmcsa.dot.gov/Resource/Open/SDLA-resources>

NEW

- **SDLA Training Provider Registry Logins**
- **CDL application process overview**
- **ELDT Applicability Flow Chart**
- **Talking Points**

REVISED

- **CDL manual insert**
- **SDLA Outreach PowerPoint**
- **Web content and graphics**
- **Updated social media posts**



TRAINING PROVIDER REGISTRY [Email Sign Up](#)

RESOURCES FOR STATES AND FMCSA DIVISIONS

The resources below have been developed for State Driver Licensing Agencies (SDLAs) and FMCSA enforcement personnel.

SDLA Training Provider Registry Login for SDLAs:

- [Log in to your SDLA TPR user account](#)
- [Request an SDLA TPR user account](#)

Note: This login is only needed to generate access credentials for the Direct Connect to TPR Web Service option.

NEW: ELDT Implementation Resources

SDLA staff can use the materials below to respond to questions about ELDT implementation.

- **NEW:** [Download the ELDT CDL Process Flows job aid](#) (revised 3/22/2022)
- [Download the ELDT Applicability Flow Chart](#)
- [Download the Training Provider Registry Talking Points](#)

Guidance and FAQs

FMCSA has compiled responses to several of the questions asked by States during the SDLA check-in webinar.

Responding to Stakeholder Questions

FROM CDL APPLICANTS

Do I need to complete entry-level driver training before obtaining my CLP?

No. Federal ELDT regulations do not require individuals to complete entry-level driver training before they can obtain their CLP.

How can I check that my entry-level driver training certification is in the Training Provider Registry?

You may check your TPR record by visiting <https://tpr.fmcsa.dot.gov/check>.

Providers are required to submit training certification by midnight of the second business day after the driver has completed training.

If you do not see your information in the Registry, contact your training provider to ensure they have submitted the certification record correctly.

State Report-Out: Implementation Recap

- What went well?
- What could be improved?


DRUG & ALCOHOL CLEARINGHOUSE

The Clearinghouse-II Final Rule and
SLDA Requirements



What is the CDL Drug and Alcohol Clearinghouse?

The screenshot shows the homepage of the FMCSA Drug and Alcohol Clearinghouse. At the top left is the FMCSA logo with the text "Federal Motor Carrier Safety Administration". To the right are "Register" and "Log In" buttons, with "FMCSA & SDLA Login" text below. A navigation bar below contains icons for "My Profile", "Learn", "About", and "Contact". The main content area features a large image of a red semi-truck and the heading "Welcome to the Drug and Alcohol Clearinghouse". Below the heading is a descriptive sentence: "An online database that gives employers and government agencies real-time access to information about CDL driver drug and alcohol program violations." At the bottom of this section are "Register" and "Log In" buttons with right-pointing arrows. A blue box at the bottom right contains the text: "The Clearinghouse contains information about holders of commercial driver's licenses (CDLs) and commercial learner's permits (CLPs) who are covered by FMCSA's Drug and Alcohol Testing Program."



How does the Clearinghouse work?



Record

Employers and medical review officers report violation information to the Clearinghouse (positive tests, refusals to test, actual knowledge)

Retain

Secure database retains the violation and CDL/CLP number

Includes driver's status in return-to-duty (RTD) process

Query

State enforcement agencies will receive driver eligibility status (i.e., Prohibited/Not Prohibited)

FMCSA uses data for enforcement purposes

Employers and C/TPAs query the Clearinghouse for violation information (requires driver consent)

Drivers can access only their own information

Clearinghouse Rules

- Initial rule:
 - Mandated by Congress (MAP-21, Section 32402)
 - Published: December 5, 2016
 - Established requirements for the Clearinghouse
 - Implemented on **January 6, 2020**

- Second rule:
 - SDLA Issuance/Downgrade of CDLs
 - Published: October 7, 2021
 - Effective date: November 8, 2021
 - Implemented on **November 18, 2024**

Major Rule Provisions

- Non-issuance
- Mandatory CLP and CDL downgrade
- Application of the State query requirement to CLP holders
- Addition of the CMV driving prohibition to Part 392
- Actual knowledge violations based on issuance of a citation for DUI in a CMV
- Compliance date
- International impacts

Clearinghouse-II SDLA Requirements

1. Non-Issuance

- SDLA must query the Clearinghouse prior to issuing, renewing, transferring, or upgrading a CDL or CLP
- SDLA must deny a commercial license transaction (non-issuance) if the Clearinghouse query shows the driver is prohibited



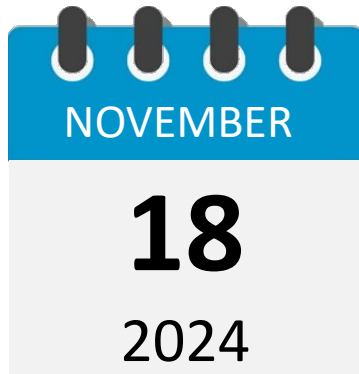
Clearinghouse-II SDLA Requirements

2. Mandatory CDL Downgrade

- SDLA will receive notification of a driver's Clearinghouse status
- SDLA must initiate the process to remove a CLP or CDL privilege (downgrade)
- FMCSA will notify the SDLA if driver completes return-to-duty process (no longer prohibited)
- FMCSA will notify SDLA if erroneously entered violation is removed
 - SDLA must reinstate commercial driving privilege
 - SDLA to expunge driving record accordingly



Countdown to Clearinghouse-II



States must achieve substantial compliance as soon as possible but **no later than November 18, 2024**

- Drafting letters to State governors

FMCSA Release Timeline

IT Release	Contents
Communications Release – April 5, 2022 <i>(completed)</i>	New SDLA/AAMVA landing page to make materials available on Rule II integration. Draft technical specifications.
Service Release – April 30, 2022	Draft pull services providing access to pull driver status data from the Clearinghouse.
Full Functionality – June 30, 2022	Provide the ability for users to register for credentials and configure driver status change push notifications.

SDLA Resources page:

<https://clearinghouse.fmcsa.dot.gov/Resource/Index/SDLA-resources>

Countdown to Clearinghouse-II

What should States do now to prepare for November 18, 2024?

- Obtain legislative authority to enforce Clearinghouse regulations in your State
- Stay tuned for options on IT connectivity
- Apply for CDLPI grant funding to cover system upgrades
- Begin planning to train all staff who will implement these changes in your State

What do you need from FMCSA?

Q&A

- Enter your questions in the chat pod
- If we don't get to all the questions today, we will follow up with you directly



Where can I learn more about the ELDT and Clearinghouse II rules ?



■ Visit

- Training Provider Registry: <https://tpr.fmcsa.dot.gov/>
- Drug and Alcohol Clearinghouse: <https://clearinghouse.fmcsa.dot.gov/>



■ Contact

- Josh Jones: joshua.jones@dot.gov
- TPR Team: <https://tpr.fmcsa.dot.gov/#contact>
- Gian Marshall: gian.marshall@dot.gov
- Clearinghouse Team: <https://clearinghouse.fmcsa.dot.gov/Contact>