

DRUG & ALCOHOL CLEARINGHOUSE

National Check-In Webinar
November 2023



Presenters

- Devin Eakes
Clearinghouse Program
Manager,
Office of Safety, FMCSA
- Clearinghouse
Technical Team

Roll Call

- Use the chat pod to
tell us your name,
role, and State



Agenda

1 SDLA CLEARINGHOUSE-II REQUIREMENTS RECAP

- Clearinghouse-II and how States can prepare for the compliance date

2 ALABAMA LAW ENFORCEMENT AGENCY: CDL DOWNGRADES

- Lessons learned through voluntary implementation of CDL downgrades

3 DRIVER OUTREACH

- Materials for States

4 Q&A

SDLA Clearinghouse-II Requirements Recap

Reminder: Clearinghouse-II SDLA Requirements

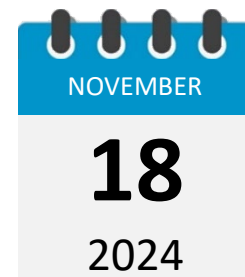
Mandatory CDL Downgrade

- Remove CLP or CDL privilege within 60 days of **being notified by FMCSA** of a driver's prohibited status in the Clearinghouse
- If **notified by FMCSA** that a driver's status changed to "not prohibited"
 - Terminate CLP/CDL privilege removal process; or
 - Reinstate the previously-removed CLP/CLP privilege
- If **notified by FMCSA** that a driver's prohibited status was due to erroneous entry, reinstate as soon as possible and expunge driving record

Non-Issuance

- **Query Clearinghouse** prior to commercial licensing transaction
- Deny commercial licensing transaction if Clearinghouse query shows driver in a prohibited status
- Commercial licensing transaction = issuing, renewing, transferring, or upgrading a CDL or issuing, renewing, or upgrading a CLP

Beginning



SDLA Requirements FAQ

- How can an SDLA plan ahead? Is there a way to know how many drivers will be in a "prohibited" status on November 18, 2024?

Yes. SDLAs with Full Access in the Clearinghouse can download the **Prohibited Drivers Report**, which lists all drivers currently in a "prohibited" Clearinghouse status.

Pulling this list regularly over the next few months can help SDLAs estimate how many drivers they will need to downgrade on the compliance date.

Run Reports

The Driver Status Change report includes all drivers that have had a Clearinghouse status change within the specific time frame. The Prohibited Drivers Report includes all drivers that are currently listed as "prohibited" in the Clearinghouse.

Driver Status Change Report

Date Range

From

To

State of Issuance

Missouri ▼

Search

Prohibited Drivers Report

State of Issuance

Missouri ▼

Search

SDLA Requirements FAQs (continued)

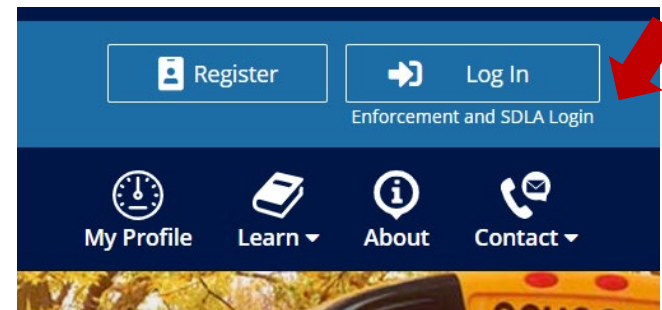
- **If an SDLA begins removing the commercial driving privilege for prohibited drivers ahead of the compliance date, how will the SDLA be notified if the driver’s status changes to “not prohibited”?**

If the SDLA has established their connection to the Clearinghouse, they will receive notifications from the Clearinghouse based on their State’s implementation (e.g., REST service, machine-read emails).

If an SDLA begins removing the commercial driving privilege before they have established connectivity with the Clearinghouse, the SDLA will need to regularly use the manual pull notification—downloading the **Driver Status Change Report** from the Clearinghouse web interface—to ensure they reinstate the commercial driving privilege for drivers whose statuses change to “not prohibited” after completing their RTD process (or due to erroneous entry).

To Access Clearinghouse Reports:

1. Request SDLA Portal account with the Clearinghouse user role
 - Instructions are on the SDLA Resources page:
<https://clearinghouse.fmcsa.dot.gov/Resource/Page/SDLA-Resources>
 - If you do not see your organization name listed in the dropdown menu, please contact the Clearinghouse Team (SDLAclearinghouse@dot.gov) for assistance
2. Log in to the Clearinghouse using your Portal user ID and password
 - Use the “Enforcement and SDLA Login” link (below the Log In button)
 - Make sure you have requested Full Access (instructions are in the “Using the Clearinghouse User Interface” job aid)



SDLA Requirements FAQs (continued)

- **If an SDLA pulls a Prohibited Drivers Report or Driver Status Change Report before the compliance date, does the 60-day requirement apply?**

No. FMCSA does not plan to enforce this 60-day requirement before the November 18, 2024 compliance date. However, the 60-day requirement would apply to any driver information that is pulled on or after November 18, 2024.



Tip: Start by downgrading drivers that have been in a prohibited status for the longest amount of time. This will clear the backlog of drivers that are least likely to be working through an RTD process.

Get Ahead of the Compliance Date

1. Obtain legislative authority.
2. Download Prohibited Driver Report.
3. Identify your State's process for removing commercial driving privilege for drivers in "prohibited" Clearinghouse status.
4. Begin removing commercial driving privileges, starting with driver's in "prohibited" status for the longest time.
5. Download the Driver Status Change Report regularly, reinstate commercial driving privilege as needed.



**Alabama Law
Enforcement Agency:
CDL Downgrades**

ALEA: CDL Downgrades

- Rhonda Harris, DLS, CDL Coordinator, Alabama Law Enforcement Agency
- Lessons Learned
 - Office procedures
 - Driver notifications
 - Responding to driver questions
 - Staffing



Connecting to the Clearinghouse

Resources for Connecting to the Clearinghouse

- Direct Connect methods
 - Interconnection Security Agreement (ISA) is now available. To request, contact SDLAclearinghouse@dot.gov.
 - Materials from the July 20, 2023 IT “Direct Connect” webinar on SDLA Resources page
 - Technical specifications also on SDLA Resources page

- For specifications on the CDLIS-based method, contact AAMVA:
 - Apti Morada (primary contact): amorada@aamva.org
 - Rajesh Dharmarajan: rdharmarajan@aamva.org

Direct Connect to the Clearinghouse

States have the option to establish a direct connection between their State IT system and the Clearinghouse. The guide below provides the information States will need to set up this connection.

- Download the [Clearinghouse Web Development Handbook v1.3](#)
- Download the [Open API Spec](#)
- View the service [Swagger UI Document](#)
- **NOW AVAILABLE:** Interconnection Security Agreement (ISA), which is required for connecting State IT systems with the Clearinghouse. To request the ISA, contact SDLAclearinghouse@dot.gov.

On July 20, 2023, FMCSA hosted a webinar to assist States in generating and using the access credentials needed to set up a direct connection to the Clearinghouse Web Service.

- Download the [SDLA Clearinghouse "Direct Connect" Webinar presentation](#)
- Read answers to [questions asked during the SDLA Clearinghouse "Direct Connect" Webinar](#)

States also have the option to use a CDLIS-based solution to establish this connection. For more information, contact amorada@aamva.org or rdharmarajan@aamva.org.

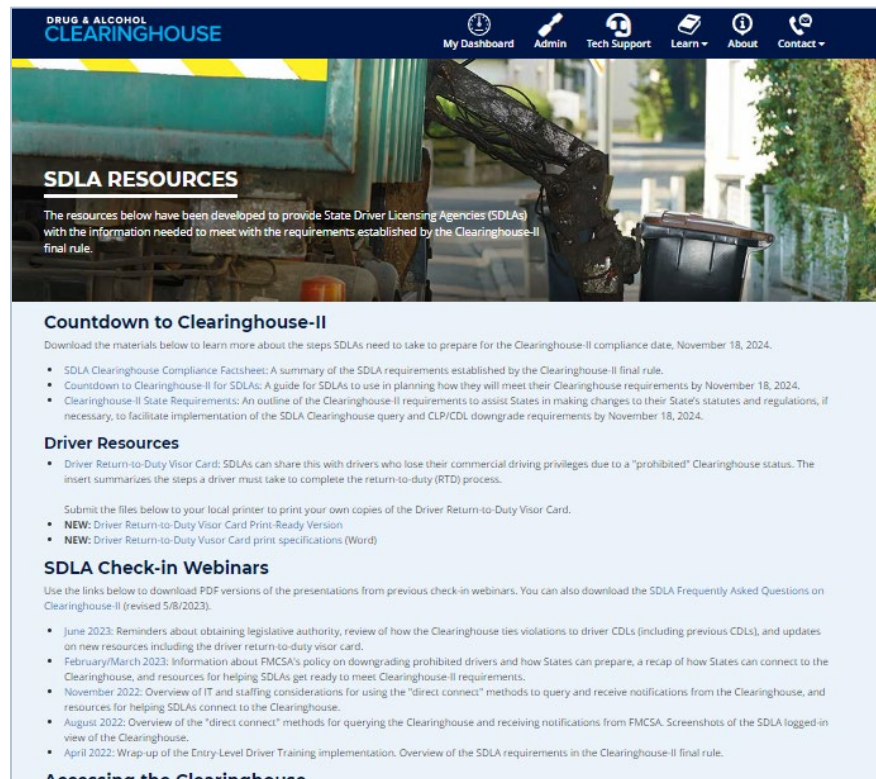
<https://clearinghouse.fmcsa.dot.gov/Resource/Page/SDLA-Resources>



Outreach Update

SDLA Resources

- Visit the SDLA Resources page
 - **New:** Materials from Sept 2023 webinar
 - **New:** Sample CDL downgrade language
 - **New:** Talking points
 - **New:** Clearinghouse Outreach PPT
 - **New:** Standard website language
 - Technical materials on “direct connect” methods
 - Instructions on requesting FMCSA Portal accounts
 - Clearinghouse-II State Requirements factsheet



<https://clearinghouse.fmcsa.dot.gov/Resource/Page/SDLA-Resources>

Q&A

- Enter your questions in the chat pod or unmute
- If we don't get to all the questions today, we will follow up with you directly



Resources

Where can I learn more about the Clearinghouse-II final rule?



■ Visit

- SDLA Resources:
<https://clearinghouse.fmcsa.dot.gov/Resource/Page/SDLA-Resources>
- Drug and Alcohol Clearinghouse:
<https://clearinghouse.fmcsa.dot.gov/>



■ Contact

- Clearinghouse Team:
SDLAclearinghouse@dot.gov
- <https://clearinghouse.fmcsa.dot.gov/Contact>