



DRUG & ALCOHOL CLEARINGHOUSE

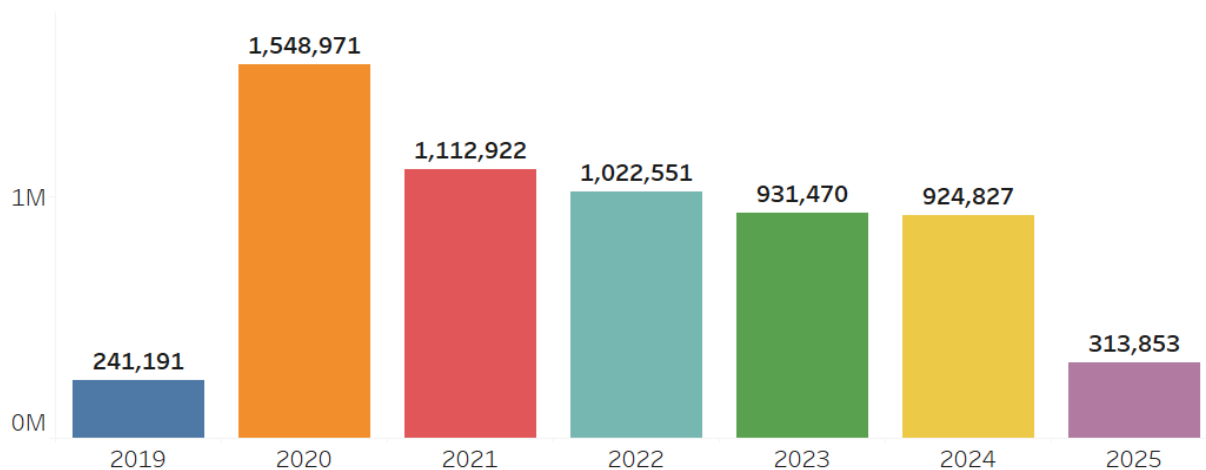
April 2025 Monthly Summary Report

REGISTRATIONS

Registration for the FMCSA Drug and Alcohol Clearinghouse (Clearinghouse) began for all user roles on September 28, 2019. This section covers the number of registered users in the Clearinghouse.

CDL/CLP Holder and Organization Registrations by Year

(Total Registrations 6,095,785)



Number of completed registrations through April 2025, as of May 1, 2025.

The above chart reflects the number of CDL/CLP holders (drivers) and organizations registered within the Clearinghouse, by year, since September 28, 2019.

Note: In some cases, a single user may have multiple roles within the Clearinghouse.

REGISTRATIONS REPORTED TO CLEARINGHOUSE (continued)

Clearinghouse user roles include: commercial driver's license (CDL) or commercial learner's permit (CLP) holders (drivers), employers of CDL drivers, consortia/third-party administrators (C/TPAs), medical review officers (MROs), and substance abuse professionals (SAPs). Employers who employ themselves as CDL drivers must indicate in their registration that they are owner-operators.

CDL/CLP Holder and Organization Registrations by Type

	2019	2020	2021	2022	2023	2024	2025	Total
Driver	199,149	1,408,822	1,003,205	939,313	858,495	843,073	283,696	5,535,753
Employer	37,333	132,096	105,303	79,347	69,339	77,508	28,479	529,405
Owner Operators*	7,439	54,459	56,997	43,146	35,432	40,866	16,194	254,533
CTPA	2,737	5,806	3,351	2,883	2,757	3,274	1,349	22,157
MRO	912	688	261	246	184	197	66	2,554
SAP	1,060	1,559	802	762	695	775	263	5,916

Number of completed registrations through April 2025, as of May 1, 2025.

The above chart reflects the number of active CDL/CLP holders and organizations, by user role, for each year, based on when they first registered in the Clearinghouse, since registration opened on September 28, 2019.

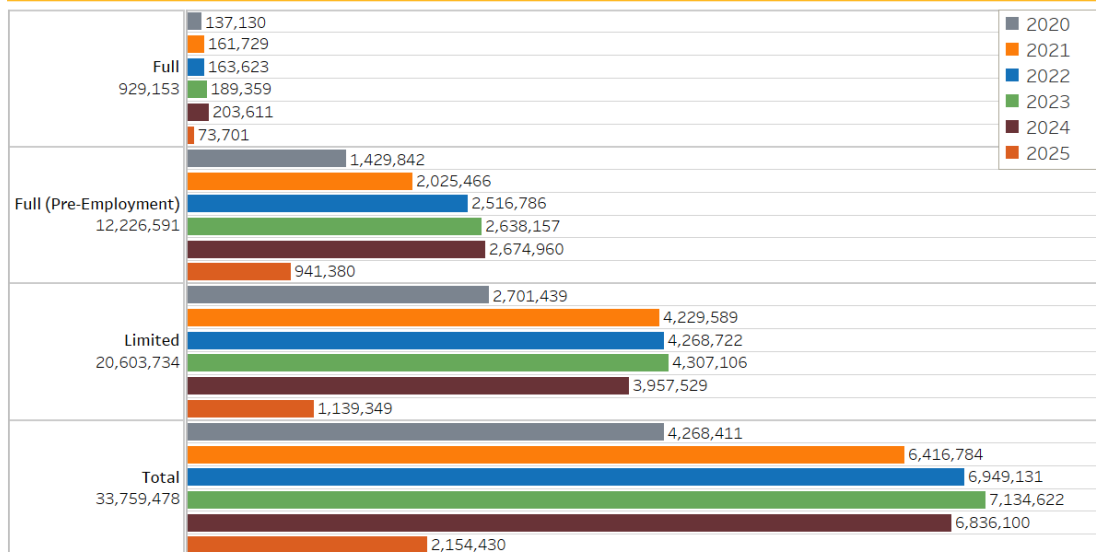
Notes:

- These counts reflect unique users (some organizations may have multiple users). Only active user accounts are included.
- Owner operators includes only users that have self-identified as owner-operators in their Clearinghouse registration.
- Clearinghouse users may change their user role (for example, an employer may add their CDL number to be registered as an owner-operator). In these cases, that user is still counted in the year they originally registered.

QUERIES

Employers are required to conduct queries in the Clearinghouse when hiring a new CDL/CLP holder and annually for all CDL/CLP holders they currently employ. The graphs below break out the results by query type.

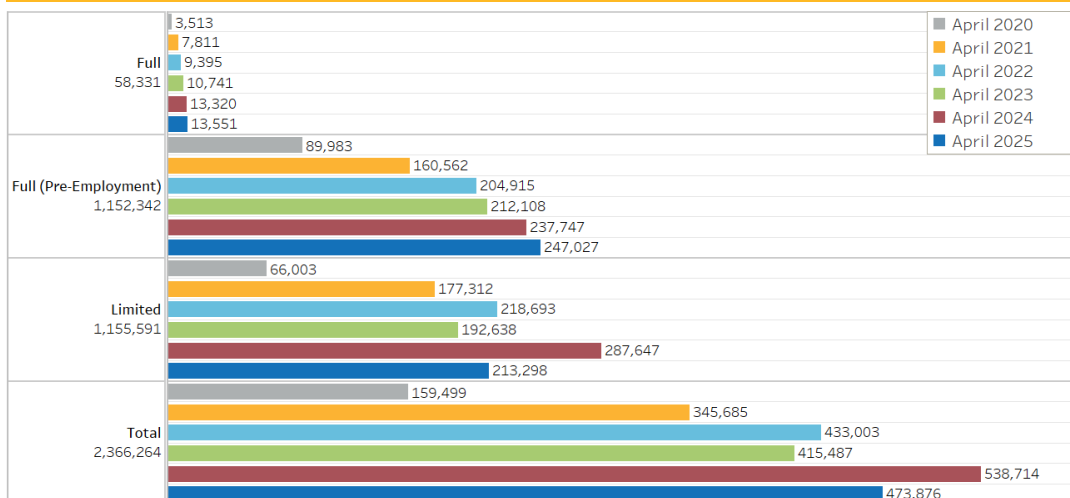
Queries Conducted by Type and Year



Queries conducted through April 2025, as of May 1, 2025.

The above graph illustrates the number of each type of query by year conducted by employers, or their designated C/TPA, since January 6, 2020. The full query total includes limited queries that have been elevated to full since January 6, 2020.

Queries Conducted Monthly Comparison (April)



Queries conducted through April 2025, as of May 1, 2025.

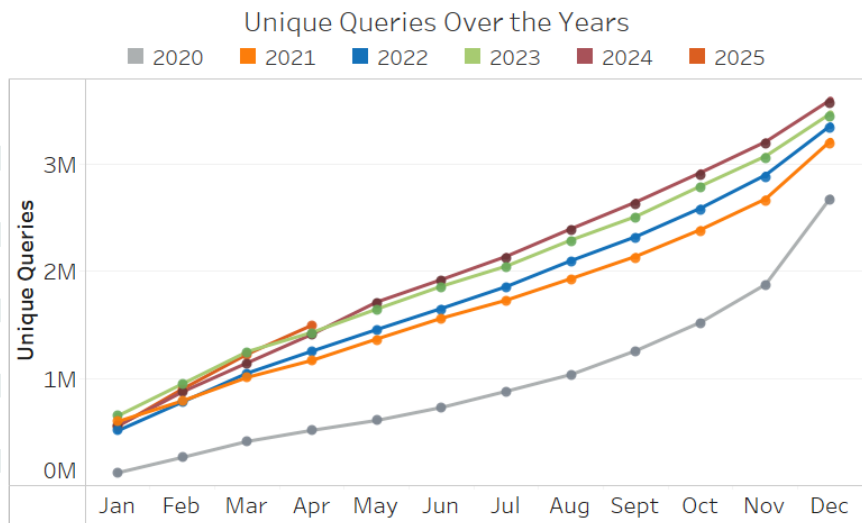
The above graph illustrates the number of each type of query conducted by employers, or their designated C/TPA, during the current month of each year, since January 6, 2020. The full query total includes limited queries that have been elevated to full since January 6, 2020.

QUERIES (continued)

Unique CDL/CLP Holders Queried



Total Since: January 6, 2020
5,940,555
Calendar Year 2025
1,496,724
Calendar Year 2024
3,596,744
Calendar Year 2023
3,469,129
Calendar Year 2022
3,356,669
Calendar Year 2021
3,212,830
Calendar Year 2020
2,683,476



Unique drivers queried through April 2025, as of May 1, 2025.

The above graph illustrates the number of CDL/CLP holders whose information has been queried by employers, or their designated C/TPA, since January 6, 2020. CDL/CLP holders may have been queried in multiple years, but are only included once in each annual total and once in the cumulative total. The line graph reflects the monthly cumulative totals throughout each year.



VIOLATIONS REPORTED TO CLEARINGHOUSE

Employers, or their designated C/TPA, and MROs are required to report violations of the drug and alcohol program in the Clearinghouse per 49 C.F.R. 382.705, including positive test results and test refusals. This section summarizes the violations reported to the Clearinghouse since January 6, 2020.

Violations Reported to the Clearinghouse

Violations by Year		Violations Reported in the Month of April	
2020	53,393	April 2020	2,965
2021	58,453	April 2021	5,014
2022	68,902	April 2022	5,624
2023	68,913	April 2023	5,552
2024	62,525	April 2024	5,683
2025	19,630	April 2025	5,252
Total	331,816	Total	30,090

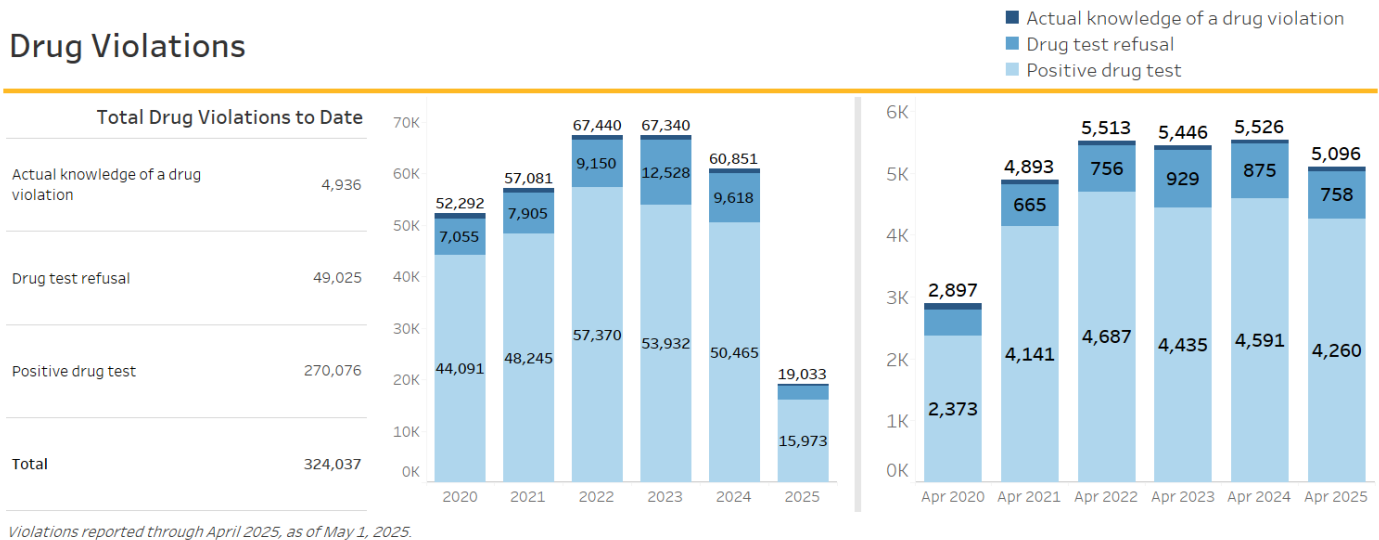
Violations reported through April 2025, as of May 1, 2025.

The above table illustrates drug and alcohol violations reported to the Clearinghouse by year (left), and during the current month of each year (right), since January 6, 2020.

VIOLETIONS REPORTED TO CLEARINGHOUSE (continued)

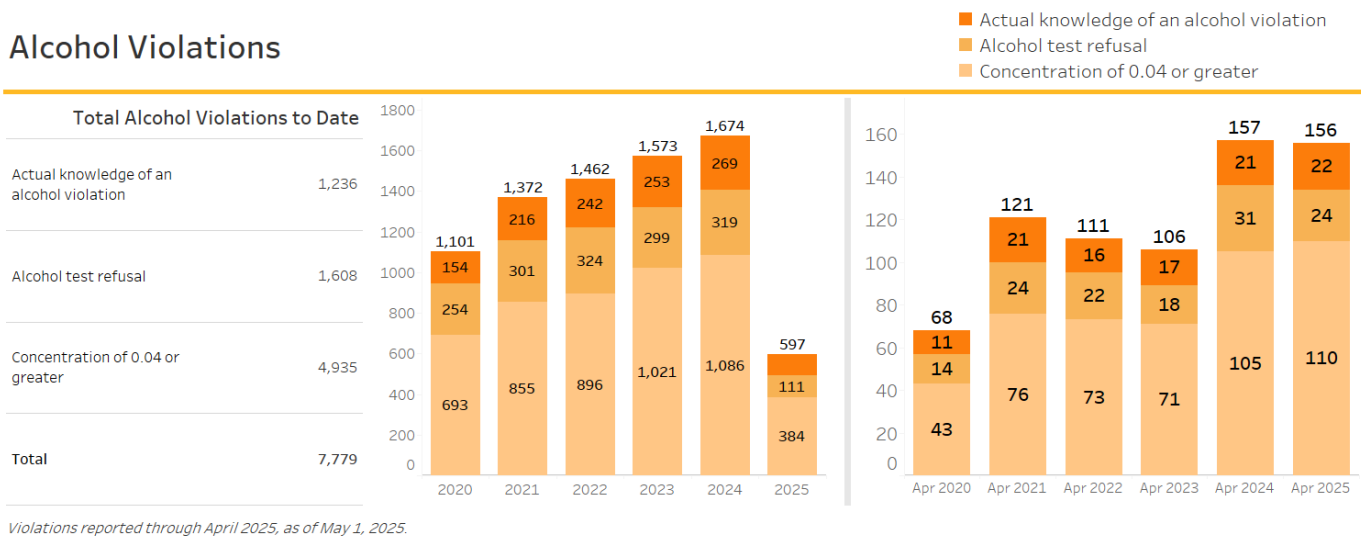
The tables below show total violations and break out results by violation type for controlled substance (drug) tests and alcohol tests. Each graph depicts total test results with violations by year, and compares total test results with violations reported during the current month of each year, since January 6, 2020.

Drug Violations



The above graph breaks out the results by violation type, for controlled substance (drug) tests by year (left), and during the current month of each year (right), since January 6, 2020.

Alcohol Violations



The above graph breaks out the results by violation type, for alcohol tests by year (left) and during the current month of each year (right), since January 6, 2020.



VIOLATIONS REPORTED TO CLEARINGHOUSE (continued)

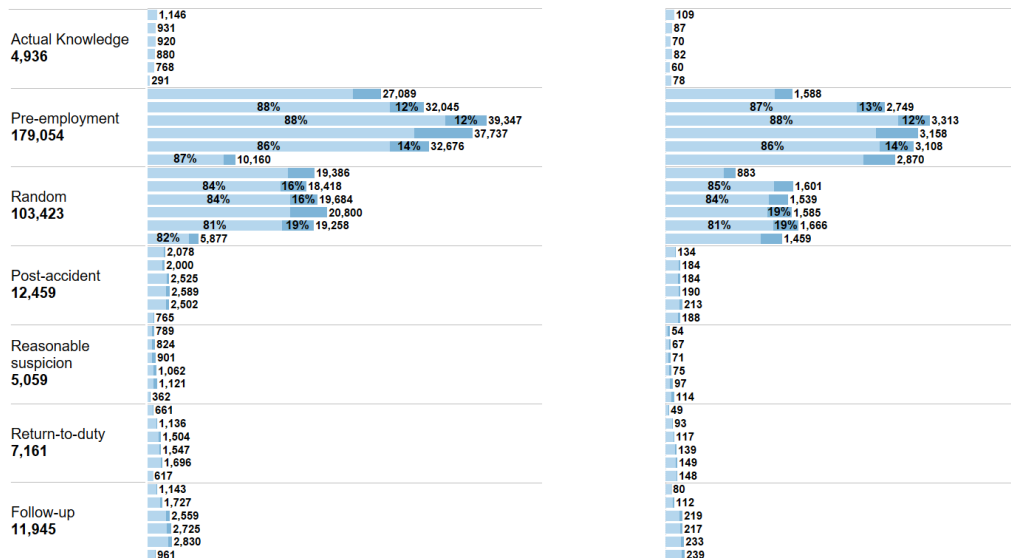
Drug and Alcohol Test Results By Test Type

The tables below show controlled substance (drug) and alcohol test results by type of test. Each graph depicts total test results with violations by year, and compares total test results with violations reported during the current month of each year, since January 6, 2020.

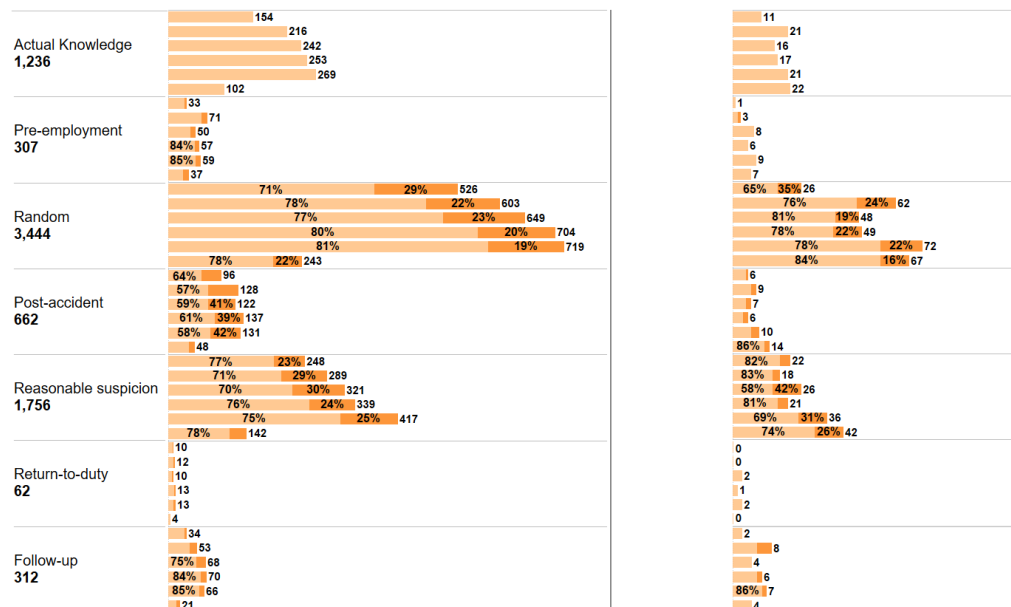
Total Test Results (Drug or Alcohol) by Test Type - Year and Month (April) Comparison



Drug Test Results (Positive or Refusal) by Test Type



Alcohol Test Results (Positive or Refusal) by Test Type



Test Results reported through April 2025, as of May 1, 2025.



VIOLETIONS REPORTED TO CLEARINGHOUSE (continued)

Positive drug tests account for 81% of the total violations reported. The chart below represents the breakdown of results reported to the Clearinghouse, by year, since January 6, 2020, of the number of times a driver tested positive for each substance.

Number of Positive Tests with Substances Identified							
Substance	2020	2021	2022	2023	2024	2025*	Total†
Marijuana Metabolite (Δ9-THCA)	29,214	32,296	39,427	37,849	34,963	11,090	184,839
Cocaine Metabolite (BZE)	7,923	9,112	10,546	10,384	10,084	2,838	50,887
Methamphetamine (MET/MAMP)	5,204	5,220	5,381	4,523	4,589	1,386	26,303
Amphetamine (AMP)	4,909	4,960	5,167	4,255	3,877	1,214	24,382
Oxymorphone (OXYM)	1,333	1,292	1,361	1,098	977	338	6,399
Oxycodone (OXYC)	1,067	1,068	1,096	926	804	266	5,227
Hydrocodone (HYC)	959	931	910	809	722	228	4,559
Hydromorphone (HYM)	1,033	1,042	995	831	707	207	4,815
Morphine (MOP)	429	377	415	372	389	141	2,123
Codeine (COD)	371	349	412	359	320	121	1,932
6-Acetylmorphine (6-AM)	301	192	176	119	100	33	921
Phencyclidine (PCP)	62	63	65	77	85	18	370
Ecstasy (MDMA)	136	122	132	92	77	25	584
Methylenedioxyamphetamine (MDA)	28	35	43	50	54	11	221
All substances	52,969	57,059	66,126	61,744	57,748	17,916	313,562

A positive dilute result indicates that drugs were detected, despite the dilution of a sample. The table below indicates the total dilute specimens reported to the Clearinghouse, by year, since January 6, 2020. A positive dilute result indicates that drugs were detected despite the dilution of the sample, therefore dilute specimens are also reflected in the total substance counts above.

Number of Dilute Specimens Identified							
	2020	2021	2022	2023	2024	2025*	Total†
	2,370	2,478	2,798	2,695	2,681	870	13,892

Notes:

- *Includes tests reported January 1, 2025, through April 30, 2025, as of May 1, 2025.
- †Includes all tests reported since January 6, 2020.
- Amounts do not reflect unique tests, as more than one substance can appear in a positive drug test.



Return to Duty Process

If a CDL/CLP holder has a drug and alcohol program violation recorded in the Clearinghouse, the CDL/CLP holder must be removed from safety-sensitive functions, including operating a commercial motor vehicle (CMV), until they complete the return-to-duty (RTD) process. Select milestones of a driver's RTD process are recorded in the Clearinghouse. The table below provides a snapshot of the number of drivers in the RTD process with their status in the Clearinghouse as of the current month.

CDL/CLP Holders in the Return-to-Duty (RTD) Process as of May 1, 2025

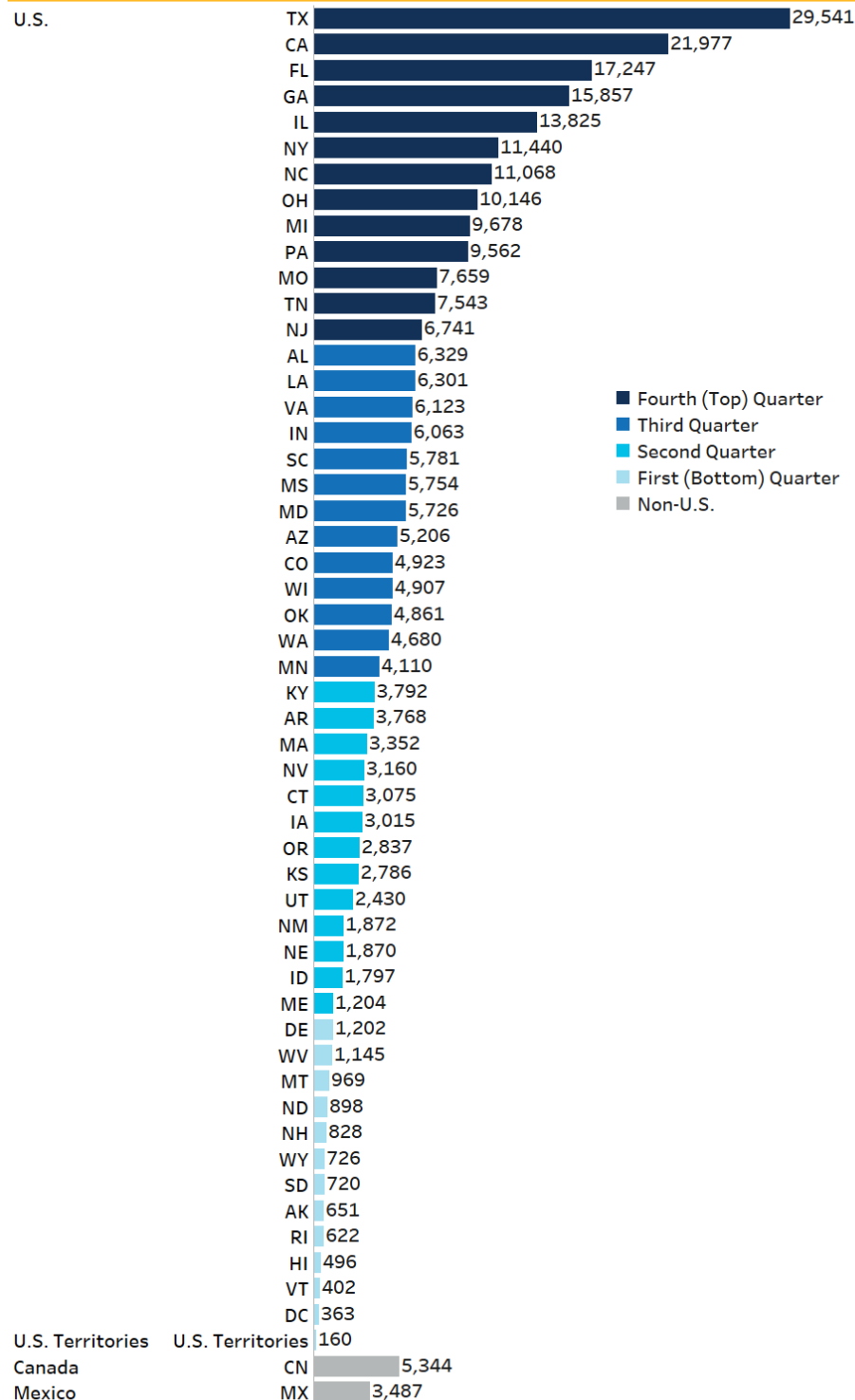
RTD STATUS	# DRIVERS
All Drivers (with at least 1 violation)	296,021
CDL/CLP holders in Prohibited Status	186,337
RTD Process Not Started	144,483
Substance Abuse Professional (SAP) Request Sent	1,892
SAP Designation Confirmed	5,632
SAP Request Declined	1,192
Initial SAP Assessment Complete	9,592
Determined Eligible for RTD Testing	23,546
CDL/CLP Holders in Not-Prohibited Status*	109,684
RTD Test with Negative Results	77,765
Follow-Up Testing Plan Complete	31,919

*A driver is no longer prohibited from performing safety-sensitive functions once they have a negative RTD test result.

Information By Location

The table below provides a breakdown of reported violations based on the jurisdiction that issued the driver's CDL/CLP.

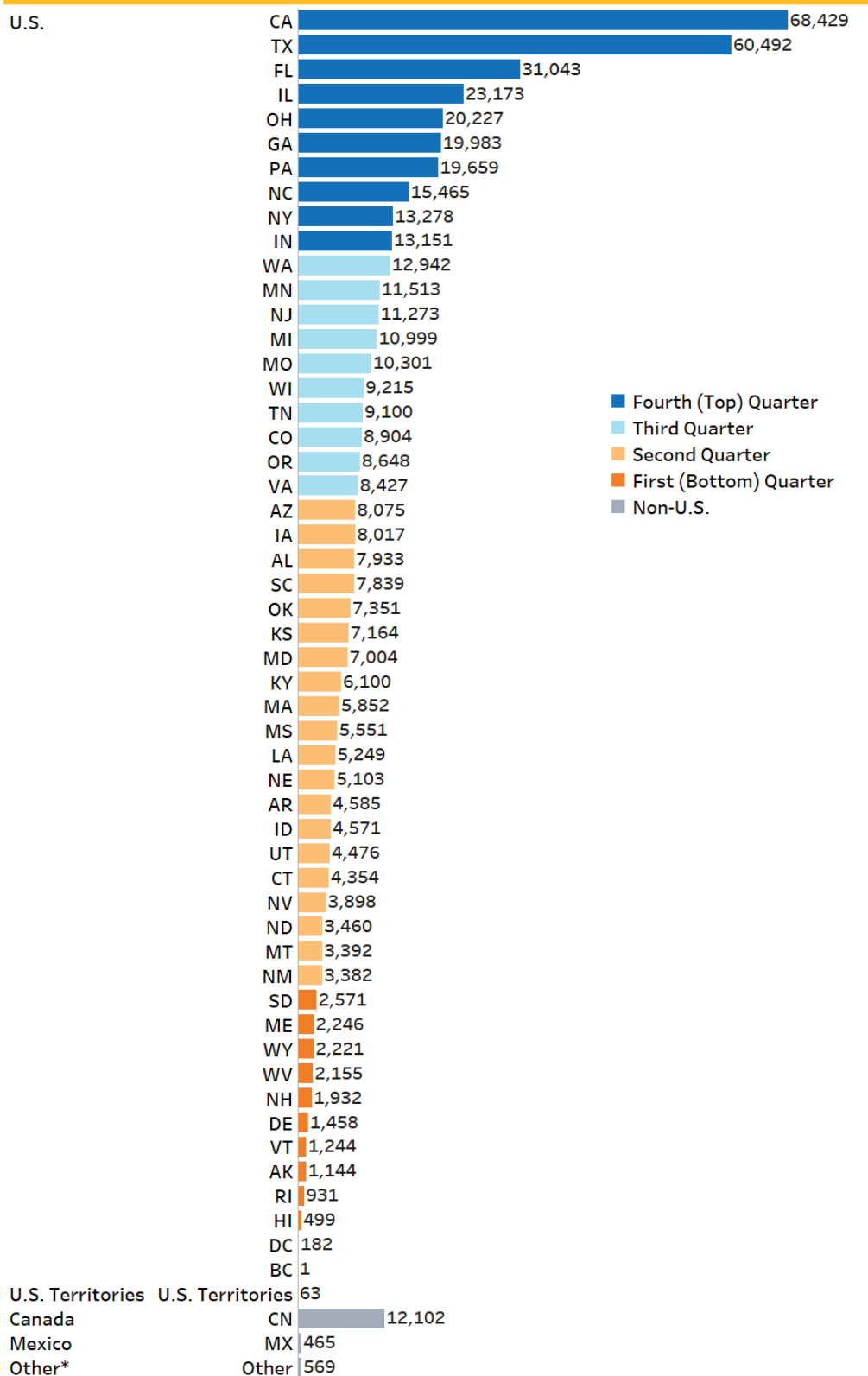
Violations Reported, by Location of CDL/CLP Issuance



Violations (by location) reported or modified through April 2025, as of May 1, 2025.

The table below provides a breakdown of the number of employers registered in the Clearinghouse, by their domicile.

Unique Registered Employers by Location



Number of registered employers through April 2025, as of May 1, 2025. * "Other" represents data where the location is missing or otherwise not able to be determined.