

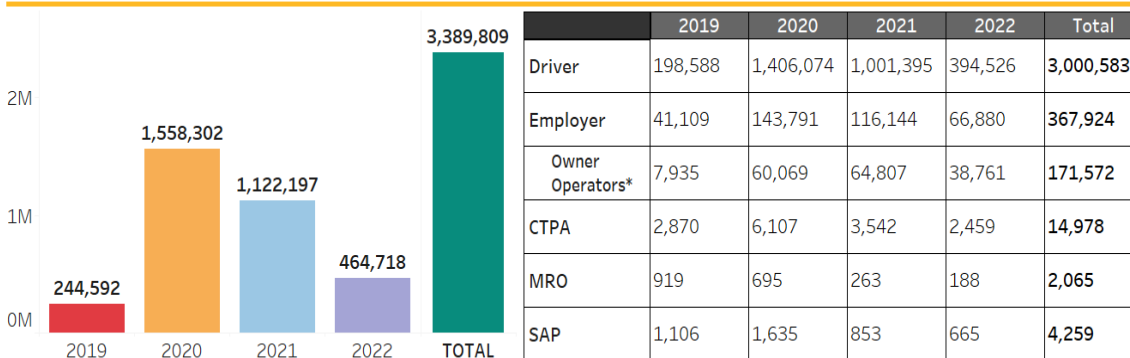
# DRUG & ALCOHOL CLEARINGHOUSE

## September 2022 Monthly Summary Report

### REGISTRATIONS

Registration for the FMCSA Drug and Alcohol Clearinghouse (Clearinghouse) began for all user roles on September 28, 2019. Commercial driver's license (CDL) or commercial learner's permit (CLP) holders, employers, consortia/third-party administrators (C/TPAs), medical review officers (MROs), and substance abuse professionals (SAPs) all must register within the Clearinghouse. In some cases, a single user may have multiple roles within the Clearinghouse. For a summary of the number of drivers and organizations that registered in the Clearinghouse, see the table below.

#### CDL/CLP Holder and Organization Registrations



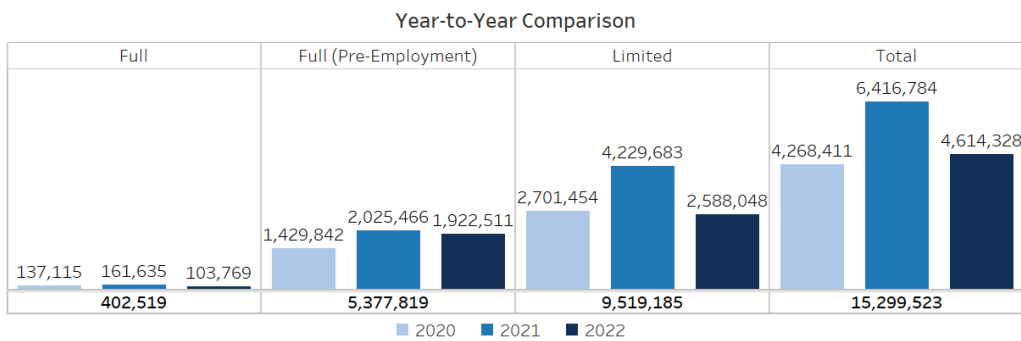
This chart reflects the number of CDL/CLP holders (drivers) and organizations registered within the Clearinghouse by role type since September 28, 2019.

*Number of completed registrations through September 2022, as of October 1, 2022. \* Owner-operator counts are not included in the annual totals, as owner-operators are a subset of Employers and are included in the Employer counts.*

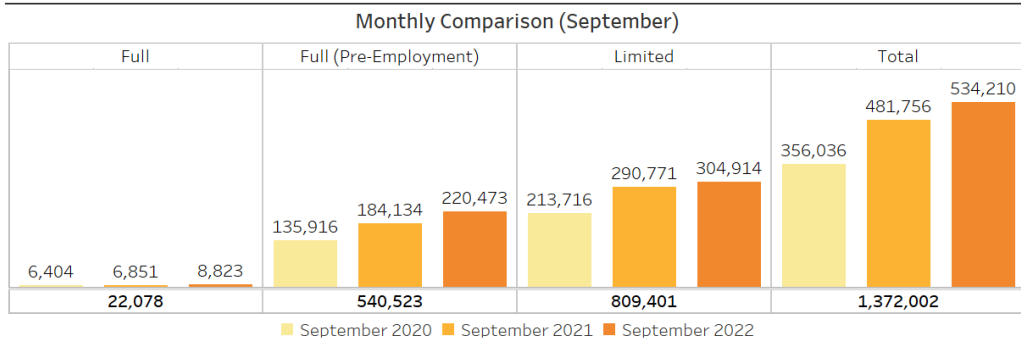
## QUERIES

Employers are required to conduct queries in the Clearinghouse when hiring a new CDL/CLP holder and annually for all CDL/CLP holders they currently employ. The table below breaks out the results by query type. The top table depicts query results by year and the bottom graph compares total query results with violations for the month of September across three years: 2020, 2021, and 2022.

### Queries Conducted



The graph illustrates the number of each type of query conducted by employers, or their designated C/TPA since January 6, 2020. The full query total includes limited queries that have been elevated to full.



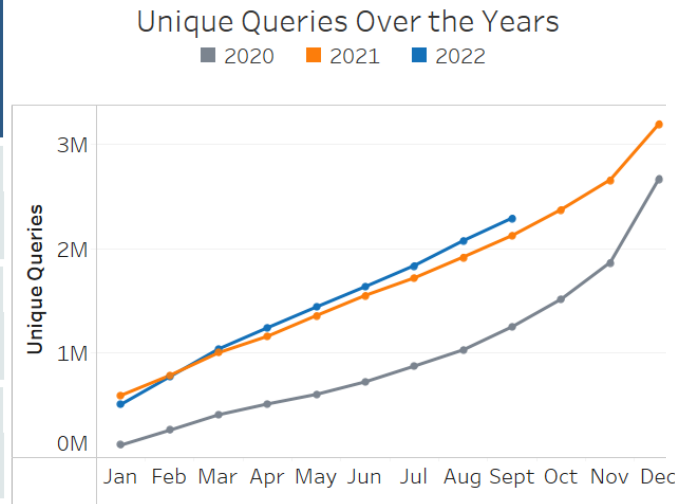
Queries conducted through September 2022, as of October 1, 2022.

QUERIES REPORTED TO CLEARINGHOUSE CONTINUED

## Unique CDL/CLP Holders Queried



<b>Total Since: January 6, 2020</b>	<b>4,495,702</b>
Calendar Year 2022	2,298,774
Calendar Year 2021	3,204,455
Calendar Year 2020	2,680,185



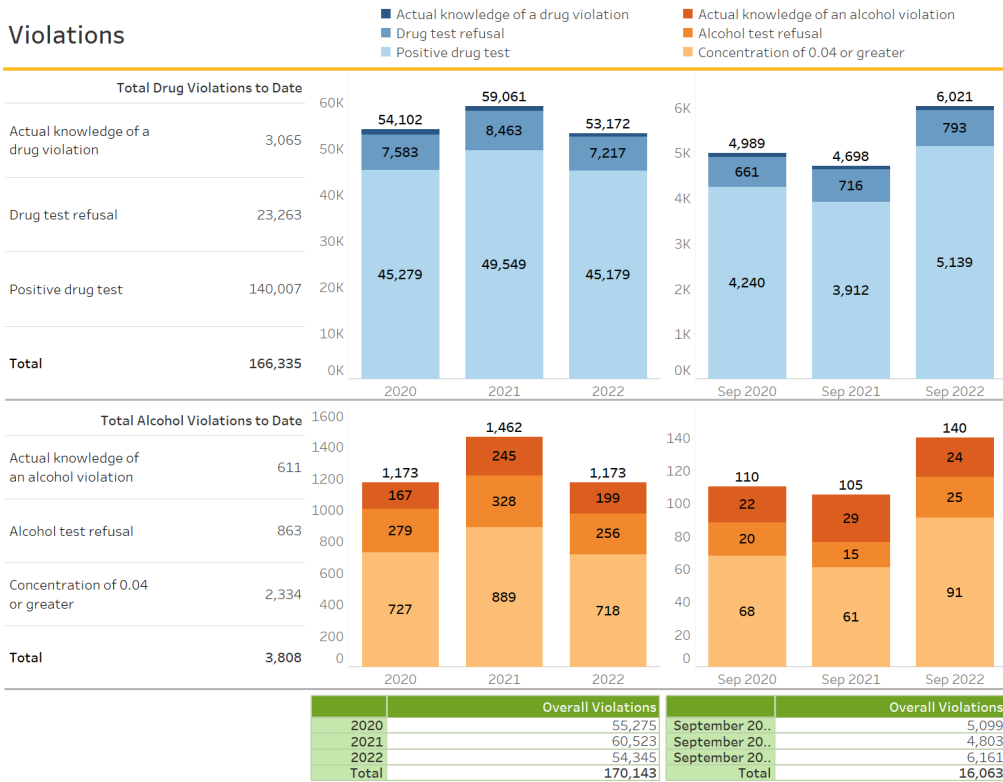
The graph illustrates the number of CDL/CLP holders whose information has been queried by employers (or their designated C/TPA) since January 6, 2020.

*Unique drivers queried through September 2022, as of October 1, 2022.*

# VIOLATIONS REPORTED TO CLEARINGHOUSE

Employers or their designated C/TPA, and MROs are required to report violations of the drug and alcohol program. Since January 6, 2020, there were 170,143 test results reported to the Clearinghouse with violations. The table below breaks out the results by violation type, for controlled substance (drug) tests and alcohol tests. The left side depicts total test results with violations by year and the right side compares total test results with violations for the month of September across three years: 2020, 2021, and 2022.

## Violations



The graph to the left illustrates the number of violations reported to the Clearinghouse since January 6, 2020.

Violations reported through September 2022, as of October 1, 2022.

VIOLATIONS REPORTED TO CLEARINGHOUSE CONTINUED

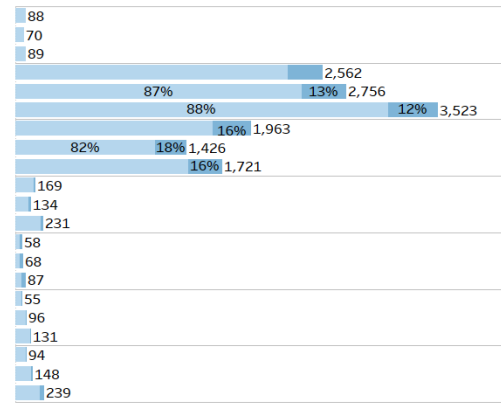
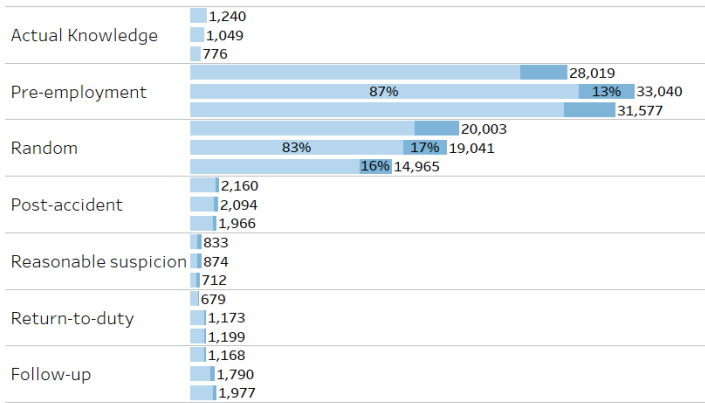
## Drug and Alcohol Test Results By Test Type

Since January 6, 2020, there were 170,143 test results reported to the Clearinghouse with violations. The table below breaks out these test results by type of test, for controlled substance (drug) tests and alcohol tests. The left side depicts total test results with violations by year and the right side compares total test results with violations for the month of September across three years: 2020, 2021, and 2022.

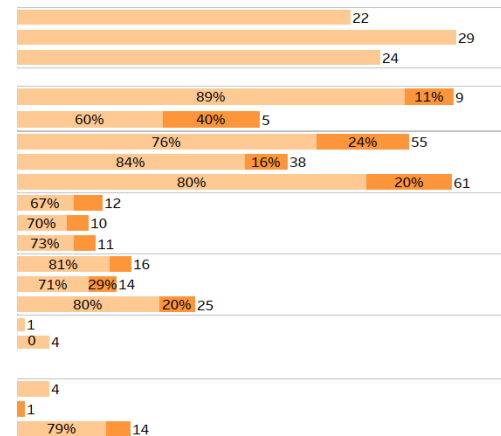
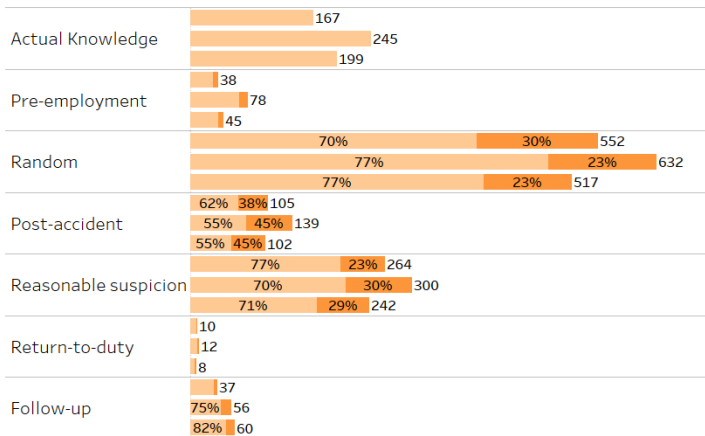
Total Test Results (Drug or Alcohol) by Test Type - Year and Month (September) Comparison



Drug Test Results (Positive or Refusal) by Test Type



Alcohol Test Results (Positive or Refusal) by Test Type



Test Results reported through September 2022, as of October 1, 2022.

VIOLATIONS REPORTED TO CLEARINGHOUSE CONTINUED

**SUBSTANCES IDENTIFIED IN POSITIVE DRUG TESTS**

Positive drug tests account for **82%** of the total violations reported.

See chart to the right for a breakdown of results reported to the Clearinghouse by year since January 6, 2020 of the number of times a driver tested positive for each substance.

The graph below shows total results reported to the Clearinghouse since January 6, 2020 of the number of times a driver tested positive for each substance.

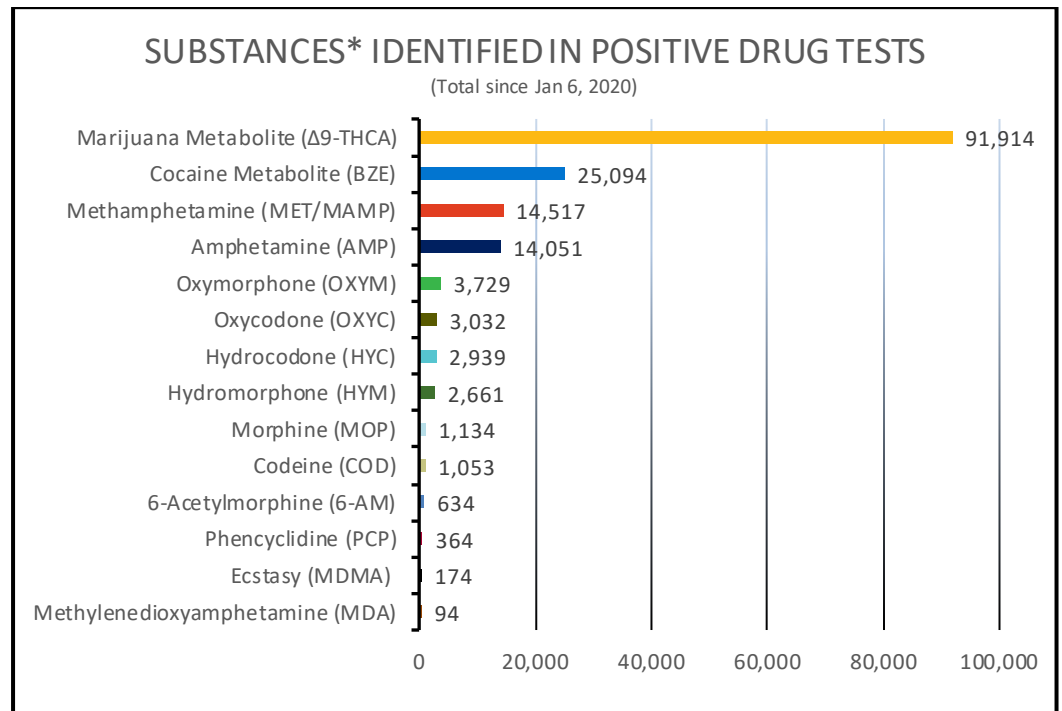
Note: To date, there have been 6,998 reports of dilute specimens, with 2,207 occurring in 2022. A positive dilute result indicates that drugs were detected despite the dilution of the sample. Dilute specimens are therefore reflected in the total substance counts.

Substance	2020	2021	2022	# Tests Identified*
Marijuana Metabolite (Δ9-THCA)	29,511	31,085	31,318	91,914
Cocaine Metabolite (BZE)	7,940	8,765	8,389	25,094
Methamphetamine (MET/MAMP)	5,187	5,082	4,248	14,517
Amphetamine (AMP)	4,953	4,904	4,194	14,051
Oxymorphone (OXYM)	1,372	1,276	1,081	3,729
Oxycodone (OXYC)	1,106	1,049	877	3,032
Hydrocodone (HYC)	1,082	1,048	809	2,939
Hydromorphone (HYM)	1,000	930	731	2,661
Morphine (MOP)	443	353	338	1,134
Codeine (COD)	386	329	338	1,053
6-Acetylmorphine (6-AM)	302	191	141	634
Phencyclidine (PCP)	137	118	109	364
Ecstasy (MDMA)	65	60	49	174
Methylenedioxyamphetamine (MDA)	30	33	31	94
<b>All substances</b>	<b>53,514</b>	<b>55,223</b>	<b>52,653</b>	<b>161,390</b>

(Reported through September 2022, as of October 1, 2022)

\*Total since January 6, 2020

Note: More than one substance can appear in a positive drug test



Positive drug tests reported through September 2022, as of October 1, 2022.

## RETURN-TO-DUTY PROCESSES

If a CDL/CLP holder has a drug and alcohol program violation recorded in the Clearinghouse, the CDL/CLP holder must be removed from safety-sensitive functions, including operating a commercial motor vehicle, until the return-to-duty (RTD) process is completed. Select milestones of a driver's RTD process are recorded in the Clearinghouse. The table below provides a snapshot of the number of drivers in the RTD process with their status in the Clearinghouse as of October 1, 2022.

### CDL/CLP Holders in the Return-to-Duty (RTD) Process as of October 1, 2022

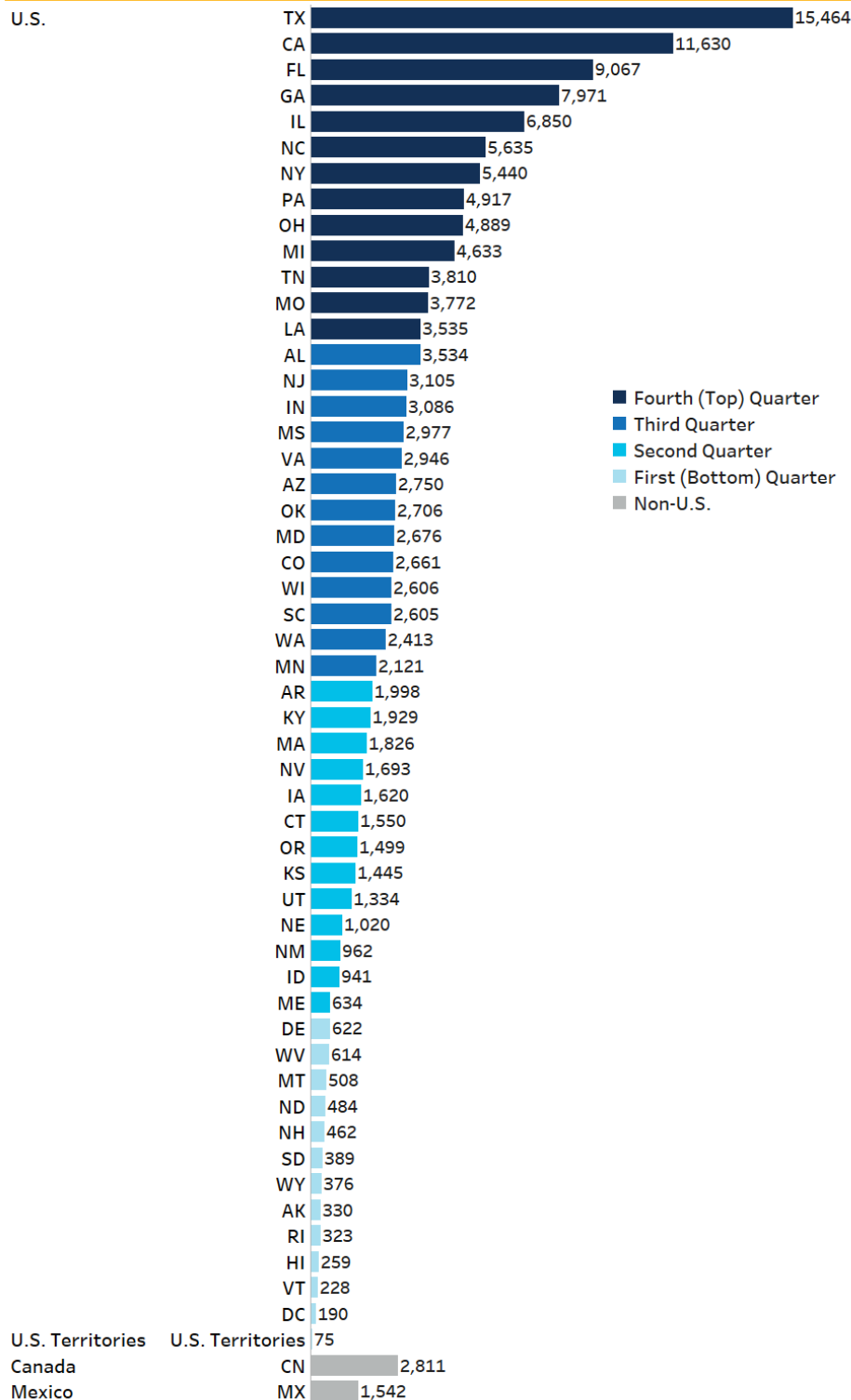
RTD STATUS	# DRIVERS
<b>All Drivers (with at least 1 violation)</b>	<b>151,464</b>
<b>CDL/CLP holders in Prohibited Status</b>	<b>110,878</b>
RTD Process Not Started	83,956
Substance Abuse Professional (SAP) Request Sent	1,007
SAP Designation Confirmed	3,164
SAP Request Declined	652
Initial SAP Assessment Complete	5,055
Determined Eligible for RTD Testing	17,044
<b>CDL/CLP Holders in Not-Prohibited Status*</b>	<b>40,586</b>
RTD Test with Negative Results	34,746
Follow-Up Testing Plan Complete	5,840

\* A driver is no longer prohibited from performing safety-sensitive functions once they have a negative RTD test result.

## INFORMATION BY LOCATION

The following tables provide breakdowns of violations based on the jurisdiction that issued the driver's CDL/CLP and the number of registered employers by their domicile.

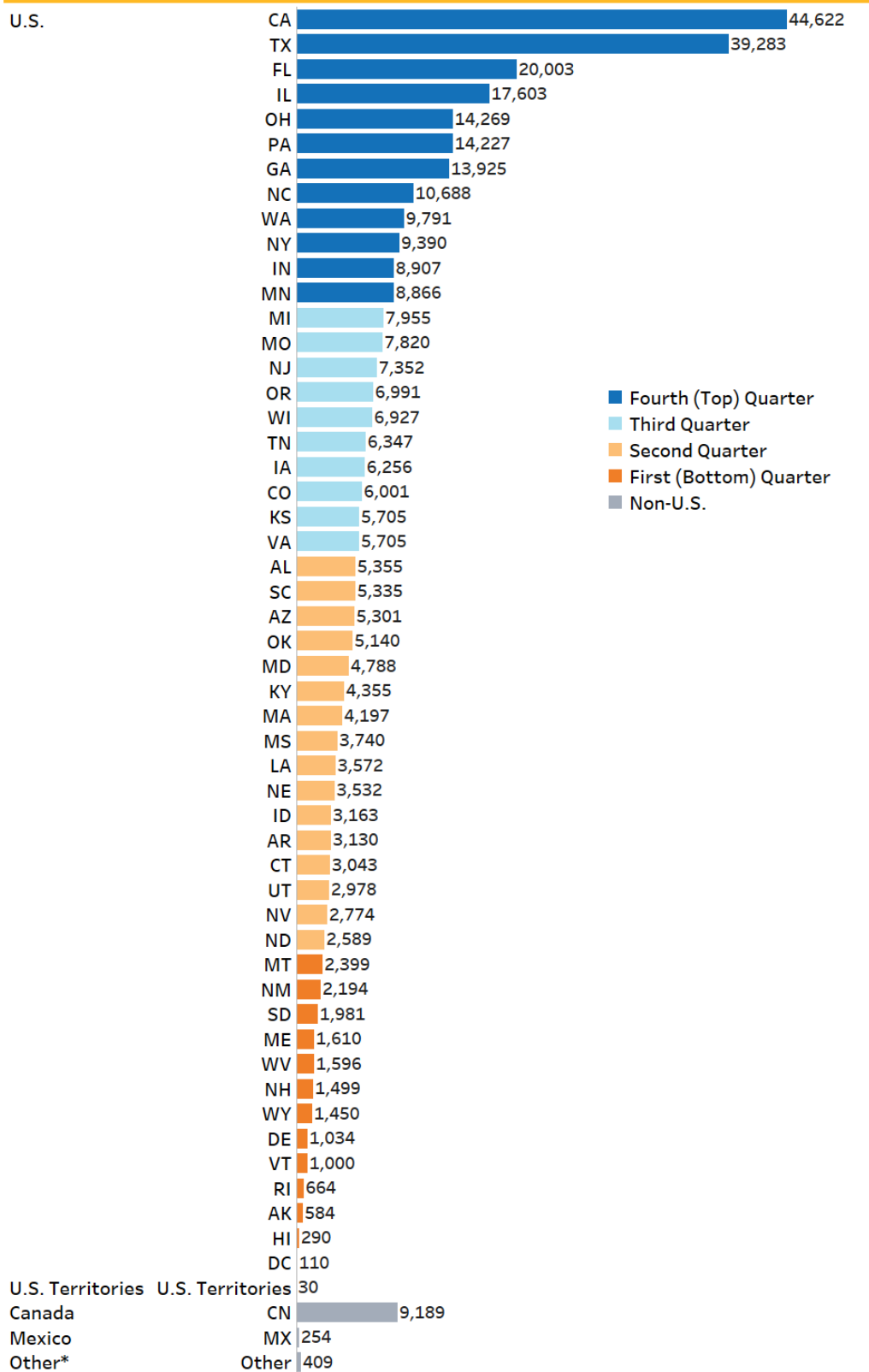
### Violations Reported, by Location of CDL/CLP Issuance



Violations (by location) reported or modified through September 2022, as of October 1, 2022.



## Unique Registered Employers by Location



Number of registered employers through September 2022, as of October 1, 2022. \* "Other" represents data where the location is missing or otherwise not able to be determined.