

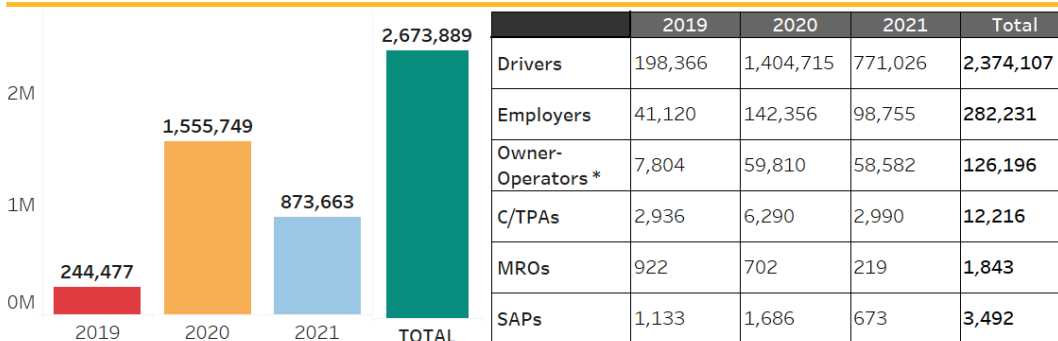
DRUG & ALCOHOL CLEARINGHOUSE

September 2021 Monthly Summary Report

REGISTRATIONS

Registration for the FMCSA Drug and Alcohol Clearinghouse (Clearinghouse) began for all user roles on September 28, 2019. Commercial driver's license (CDL) or commercial learner's permit (CLP) holders, employers, consortia/third-party administrators (C/TPAs), medical review officers (MROs), and substance abuse professionals (SAPs) all must register within the Clearinghouse. In some cases, a single user may have multiple roles within the Clearinghouse. For a summary of the number of drivers and organizations that registered in the Clearinghouse, see the table below.

CDL/CLP Holder and Organization Registrations



	2019	2020	2021	Total
Drivers	198,366	1,404,715	771,026	2,374,107
Employers	41,120	142,356	98,755	282,231
Owner-Operators *	7,804	59,810	58,582	126,196
C/TPAs	2,936	6,290	2,990	12,216
MROs	922	702	219	1,843
SAPs	1,133	1,686	673	3,492

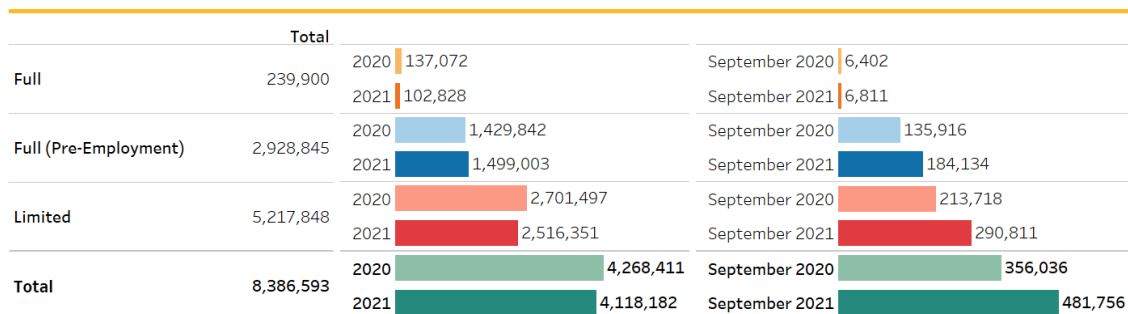
This chart reflects the number of CDL/CLP holders (drivers) and organizations registered within the Clearinghouse by role type since September 28, 2019.

Number of completed registrations through September 2021, as of 10/1/2021. * Owner-operator counts are not included in the annual totals, as owner-operators are a subset of Employers and are included in the Employer counts.

QUERIES

Employers are required to conduct queries in the Clearinghouse when hiring a new CDL/CLP holder and annually for all CDL/CLP holders they currently employ.

Queries Conducted

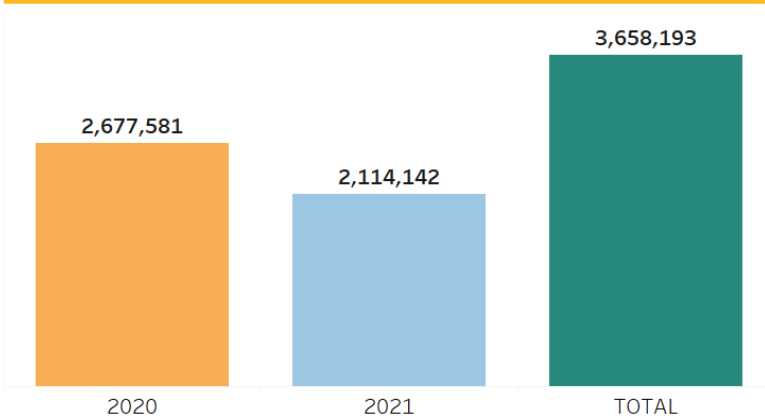


The graph illustrates the number of each type of query conducted by employers, or their designated C/TPA since January 6, 2020. The full query total includes limited queries that have been elevated to full.

Queries conducted through September 2021, as of 10/1/2021.

QUERIES REPORTED TO CLEARINGHOUSE CONTINUED

Unique CDL/CLP Holders Queried



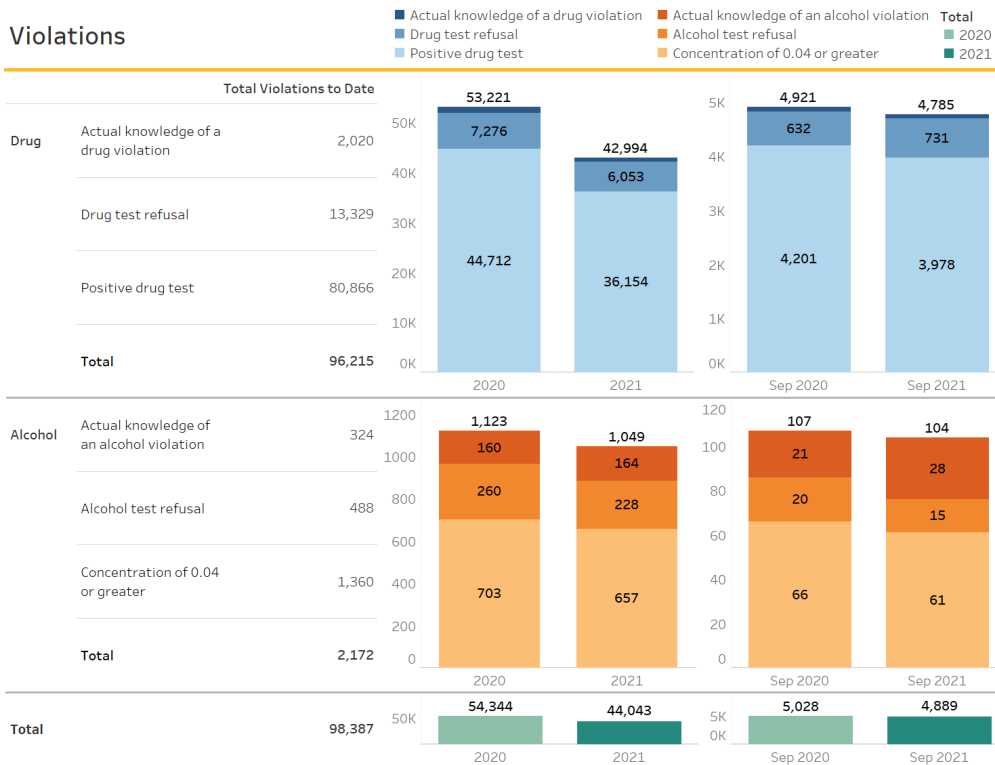
The graph illustrates the number of CDL/CLP holders whose information has been queried by employers (or their designated C/TPA) since January 6, 2020.

Unique drivers queried through September 2021, as of 10/1/2021.

VIOLATIONS REPORTED TO CLEARINGHOUSE

Employers or their designated C/TPA, and MROs are required to report violations of the drug and alcohol program.

Violations



The graph to the left illustrates the number of violations reported to the Clearinghouse since January 6, 2020.

Violations reported through September 2021, as of 10/1/2021.

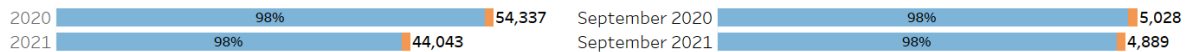
VIOLATIONS REPORTED TO CLEARINGHOUSE CONTINUED

Drug and Alcohol Test Results By Test Type

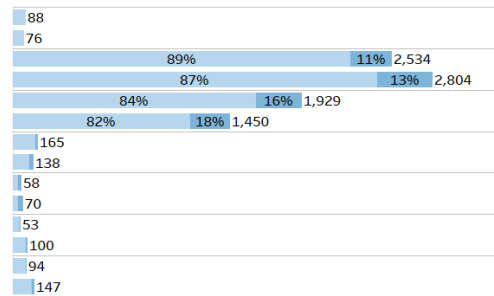
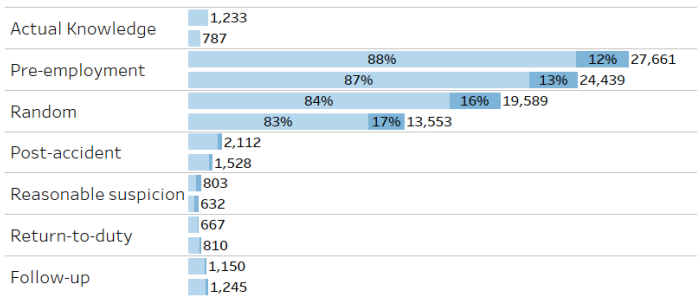
Since January 6, 2020 there were 98,387 test results reported to the Clearinghouse. The table below breaks out these test results by type of test, for controlled substance (drug) tests and alcohol tests. The left side depicts test results by year and the right side compares September 2020 with September 2021.

Note: This table does not include 7 violations (6 drug and 1 alcohol) for which a "reason for test" was not indicated during entry.

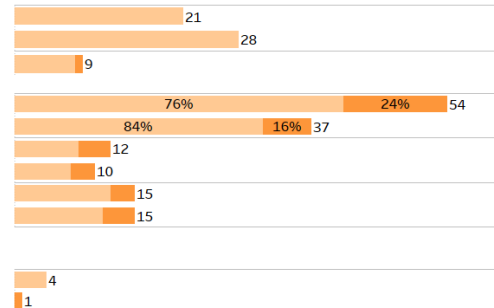
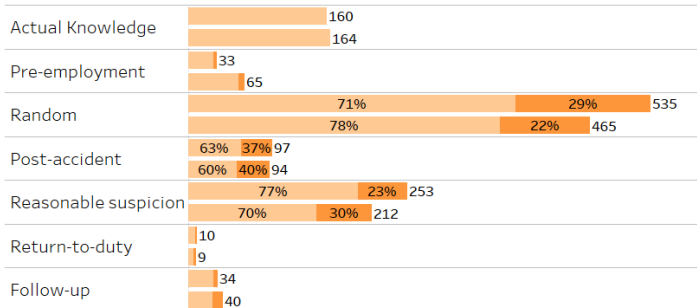
Total Test Results (Drug or Alcohol) by Test Type - Year and Month (September) Comparison



Drug Test Results (Positive or Refusal) by Test Type



Alcohol Test Results (Positive or Refusal) by Test Type



Test Results reported through September 2021, as of 10/1/2021.

VIOLATIONS REPORTED TO CLEARINGHOUSE CONTINUED

Positive drug tests account for **82%** of the total violations reported.

See chart to the right for a breakdown of results reported to the Clearinghouse by year since January 6, 2020 of the number of times a driver tested positive for each substance.

The graph below shows total results reported to the Clearinghouse since January 6, 2020 of the number of times a driver tested positive for each substance.

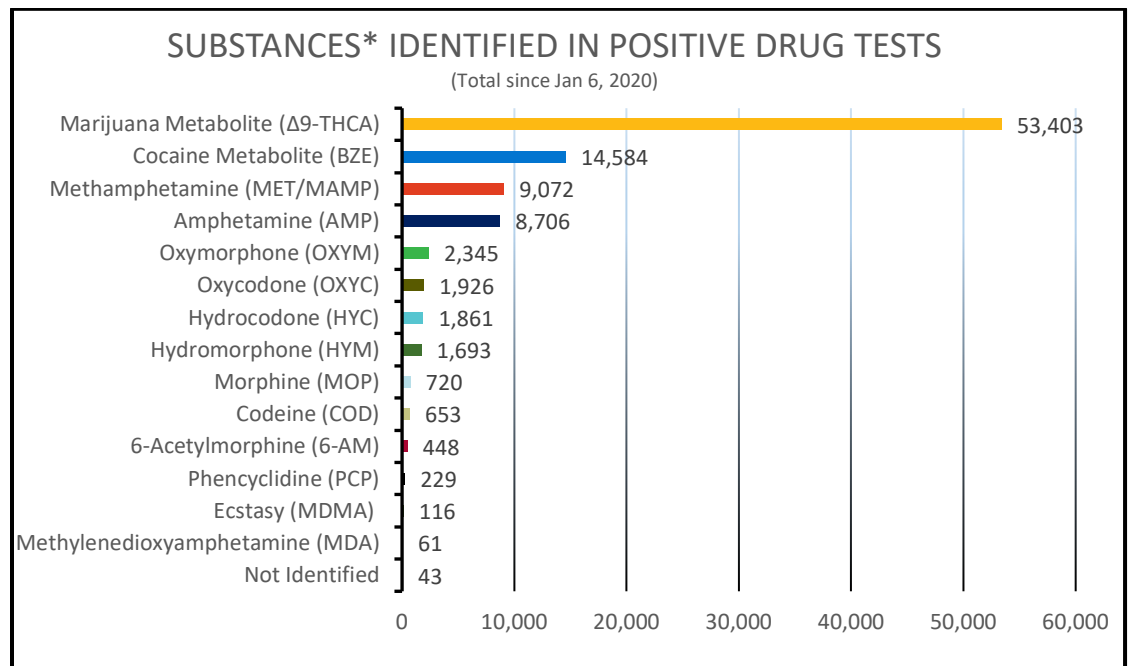
Note: To date, there have been **4,317** reports of dilute specimens, with **1,919** occurring in 2021. Reports of dilute specimens must also indicate an identified substance, therefore these dilute specimens are reflected in the total substance counts.

SUBSTANCES IDENTIFIED IN POSITIVE DRUG TESTS
(Reported through September 2021, as of 10/1/2021)

Substance	2020	2021	# Tests Identified*
Marijuana Metabolite (Δ9-THCA)	29,511	23,892	53,403
Cocaine Metabolite (BZE)	7,940	6,644	14,584
Methamphetamine (MET/MAMP)	5,187	3,885	9,072
Amphetamine (AMP)	4,953	3,753	8,706
Oxymorphone (OXYM)	1,372	973	2,345
Oxycodone (OXYC)	1,106	820	1,926
Hydrocodone (HYC)	1,082	779	1,861
Hydromorphone (HYM)	1,000	693	1,693
Morphine (MOP)	443	277	720
Codeine (COD)	386	267	653
6-Acetylmorphine (6-AM)	302	146	448
Phencyclidine (PCP)	137	92	229
Ecstasy (MDMA)	65	51	116
Methylenedioxyam-phetamine (MDA)	30	31	61
Not Identified	43	0	43
All substances	53,557	42,303	95,860

*Total since January 6, 2020

Note: More than one substance can appear in a positive drug test



Positive drug tests reported through September 2021, as of 10/1/2021

RETURN-TO-DUTY PROCESSES

If a CDL/CLP holder has a drug and alcohol program violation recorded in the Clearinghouse, the CDL/CLP holder must be removed from safety-sensitive functions, including operating a commercial motor vehicle, until the return-to-duty (RTD) process is completed. Select milestones of a driver's RTD process are recorded in the Clearinghouse. The table below provides a snapshot of the number of drivers in the RTD process with their status in the Clearinghouse as of October 1, 2021.

CDL/CLP Holders in the Return-to-Duty (RTD) Process as of 10/1/2021

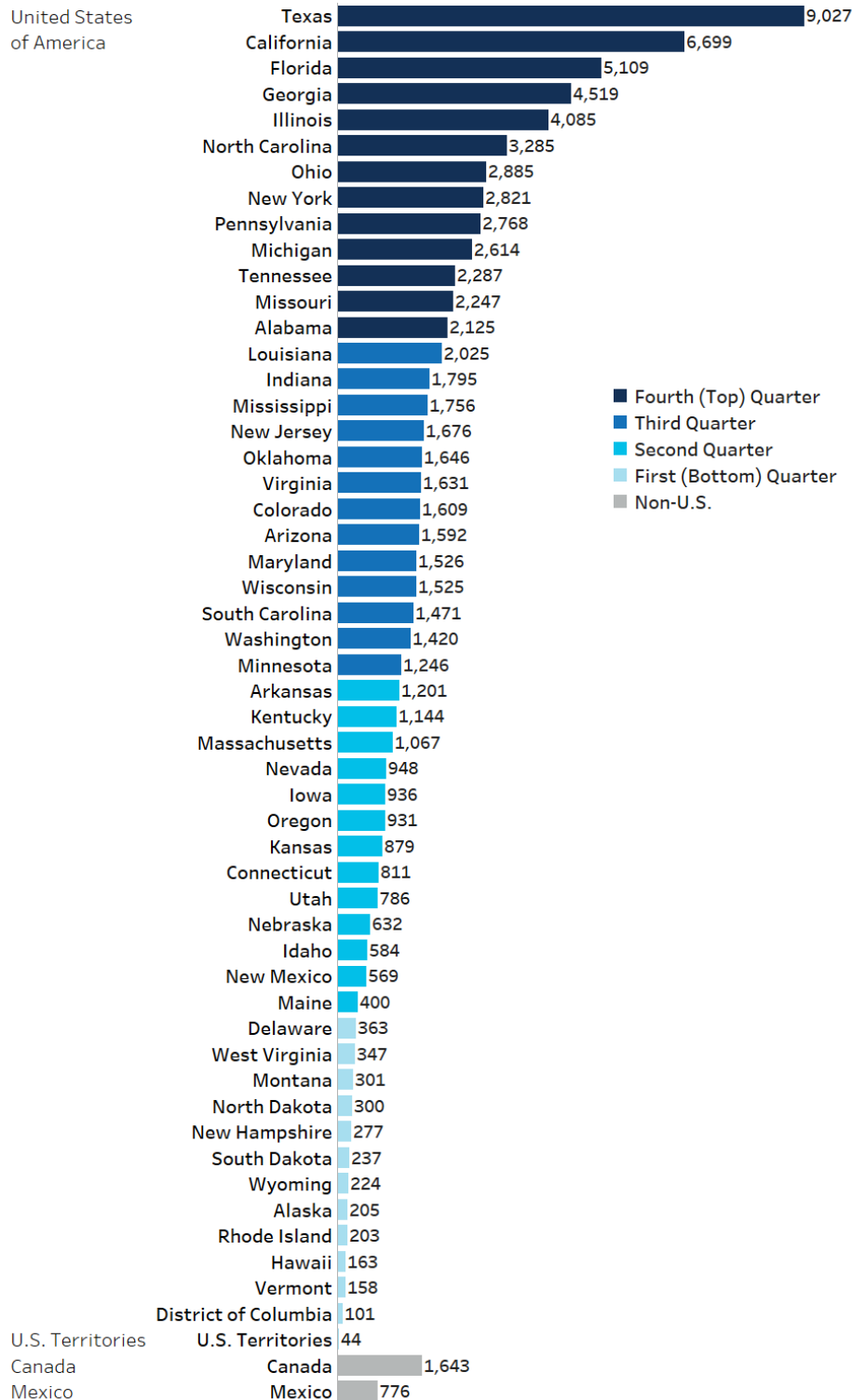
RTD STATUS	# DRIVERS
All Drivers (with at least 1 violation)	91,370
CDL/CLP holders in Prohibited Status	72,444
RTD Process Not Started	54,495
Substance Abuse Professional (SAP) Request Sent	615
SAP Designation Confirmed	1,723
SAP Request Declined	362
Initial SAP Assessment Complete	3,327
Determined Eligible for RTD Testing	11,922
CDL/CLP Holders in Not-Prohibited Status*	18,926
RTD Test with Negative Results	17,591
Follow-Up Testing Plan Complete	1,335

* A driver is no longer prohibited from performing safety-sensitive functions once they have a negative RTD test result.

INFORMATION BY LOCATION

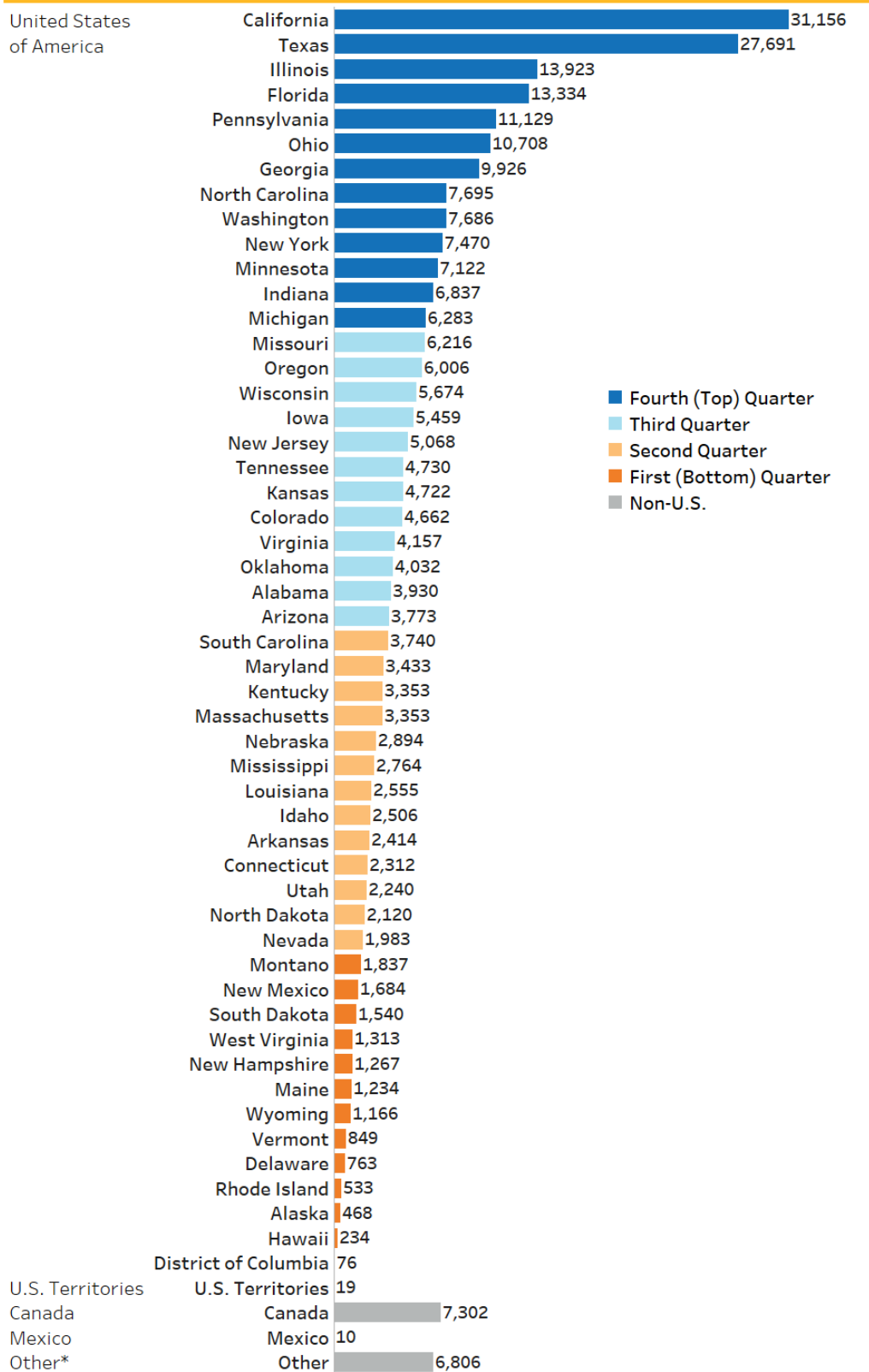
The following tables provide breakdowns of violations based on the jurisdiction that issued the driver's CDL/CLP and the number of registered employers by their domicile.

Violations Reported, by Location of CDL/CDP Issuance



Violations (by location) reported or modified through September 2021, as of 10/1/2021.

Unique Registered Employers by Location



Number of registered employers through September 2021, as of 10/1/2021. * "Other" represents data where the location is missing or otherwise not able to be determined.