



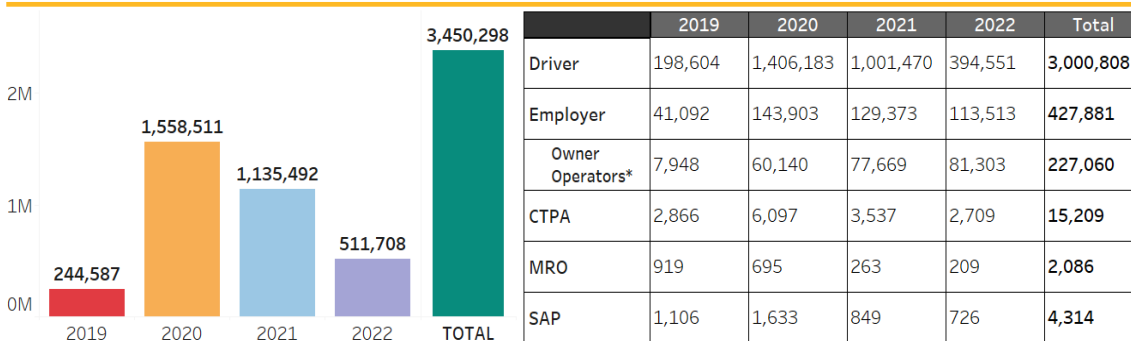
DRUG & ALCOHOL CLEARINGHOUSE

October 2022 Monthly Summary Report

REGISTRATIONS

Registration for the FMCSA Drug and Alcohol Clearinghouse (Clearinghouse) began for all user roles on September 28, 2019. Commercial driver's license (CDL) or commercial learner's permit (CLP) holders, employers, consortia/third-party administrators (C/TPAs), medical review officers (MROs), and substance abuse professionals (SAPs) all must register within the Clearinghouse. In some cases, a single user may have multiple roles within the Clearinghouse. For a summary of the number of drivers and organizations that registered in the Clearinghouse, see the table below.

CDL/CLP Holder and Organization Registrations



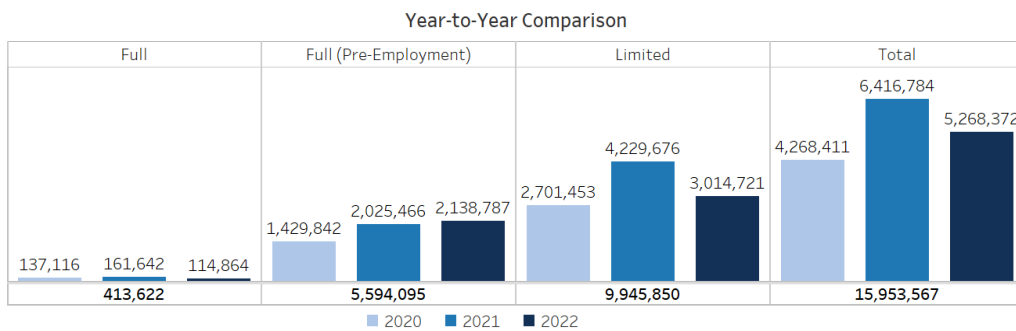
This chart reflects the number of CDL/CLP holders (drivers) and organizations registered within the Clearinghouse by role type since September 28, 2019.

*Number of completed registrations through October 2022, as of November 1, 2022. * Owner-operator counts are not included in the annual totals, as owner-operators are a subset of Employers and are included in the Employer counts.*

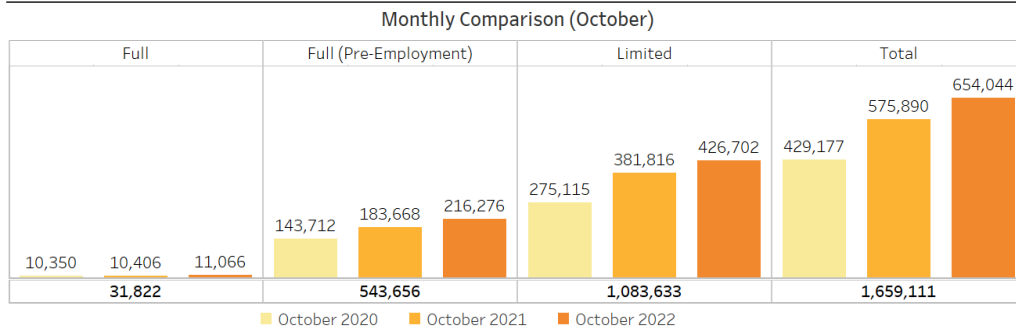
QUERIES

Employers are required to conduct queries in the Clearinghouse when hiring a new CDL/CLP holder and annually for all CDL/CLP holders they currently employ. The table below breaks out the results by query type. The top table depicts query results by year and the bottom graph compares total query results with violations for the month of October across three years: 2020, 2021, and 2022.

Queries Conducted



The graph illustrates the number of each type of query conducted by employers, or their designated C/TPA since January 6, 2020. The full query total includes limited queries that have been elevated to full.



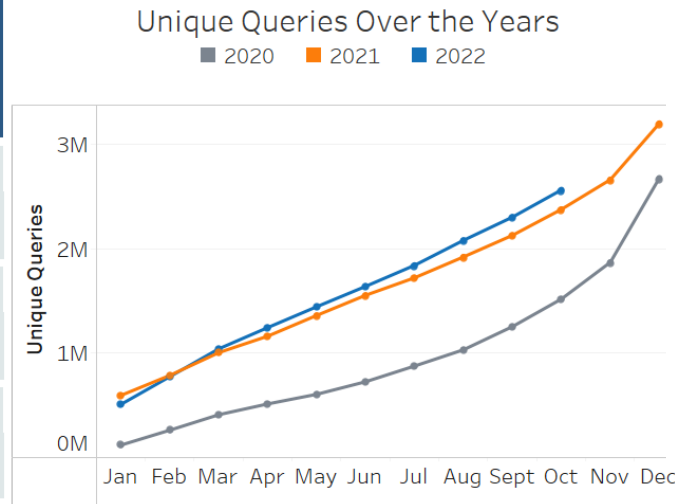
Queries conducted through October 2022, as of November 1, 2022.

QUERIES REPORTED TO CLEARINGHOUSE CONTINUED

Unique CDL/CLP Holders Queried



Total Since: January 6, 2020	4,550,211
Calendar Year 2022	2,567,193
Calendar Year 2021	3,204,961
Calendar Year 2020	2,680,323



The graph illustrates the number of CDL/CLP holders whose information has been queried by employers (or their designated C/TPA) since January 6, 2020.

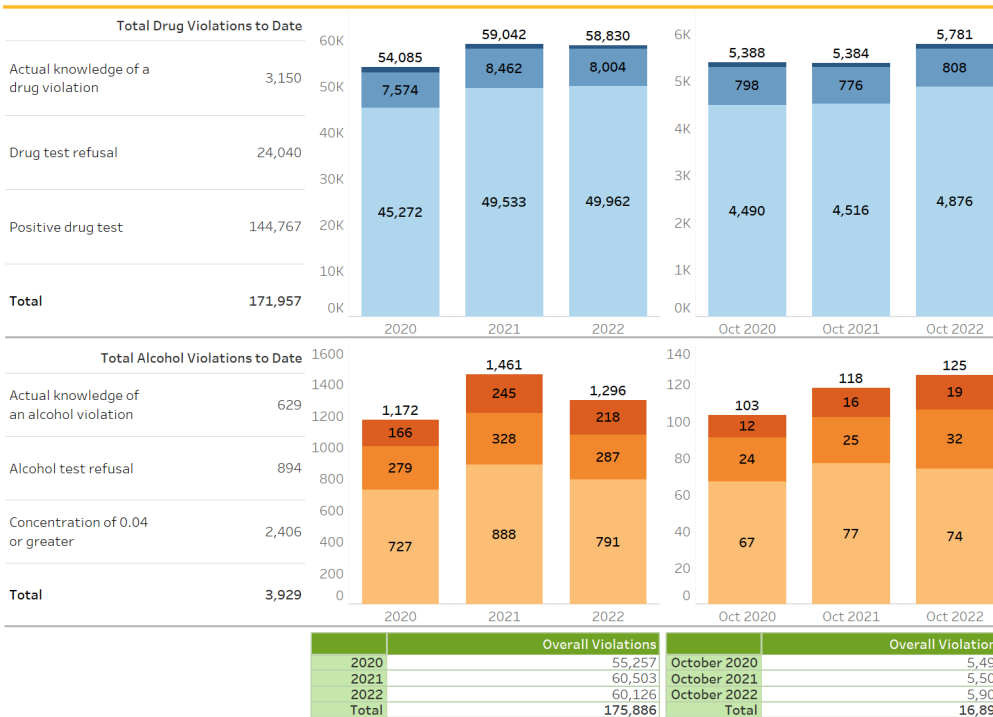
Unique drivers queried through October 2022, as of November 1, 2022.

VIOLATIONS REPORTED TO CLEARINGHOUSE

Employers or their designated C/TPA, and MROs are required to report violations of the drug and alcohol program. Since January 6, 2020, there were 175,886 test results reported to the Clearinghouse with violations. The table below breaks out the results by violation type, for controlled substance (drug) tests and alcohol tests. The left side depicts total test results with violations by year and the right side compares total test results with violations for the month of October across three years: 2020, 2021, and 2022.

Violations

- Actual knowledge of a drug violation
- Drug test refusal
- Positive drug test
- Actual knowledge of an alcohol violation
- Alcohol test refusal
- Concentration of 0.04 or greater



The graph to the left illustrates the number of violations reported to the Clearinghouse since January 6, 2020.

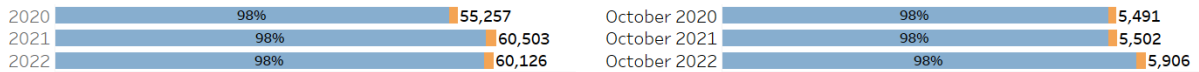
Violations reported through October 2022, as of November 1, 2022.

VIOLATIONS REPORTED TO CLEARINGHOUSE CONTINUED

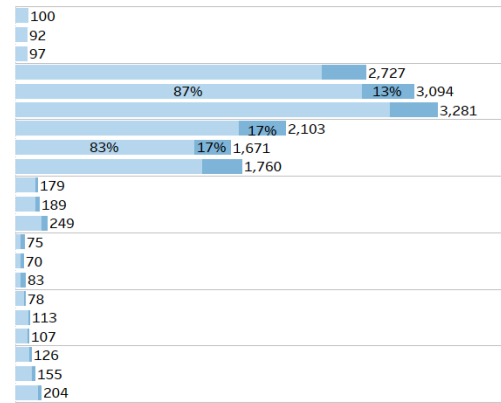
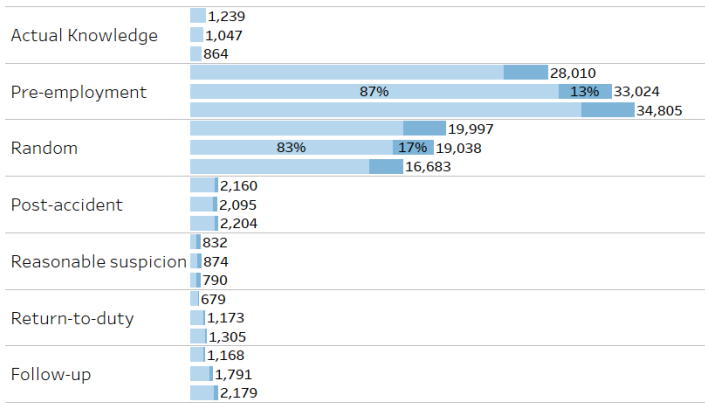
Drug and Alcohol Test Results By Test Type

Since January 6, 2020, there were 175,886 test results reported to the Clearinghouse with violations. The table below breaks out these test results by type of test, for controlled substance (drug) tests and alcohol tests. The left side depicts total test results with violations by year and the right side compares total test results with violations for the month of October across three years: 2020, 2021, and 2022.

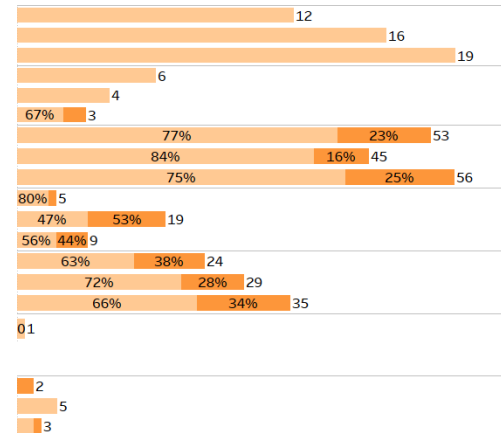
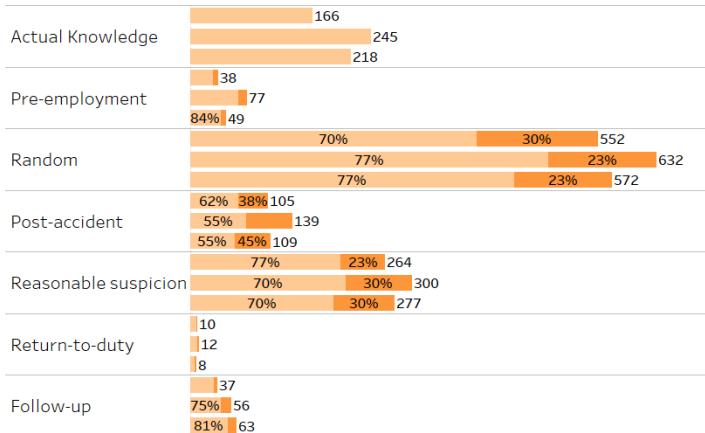
Total Test Results (Drug or Alcohol) by Test Type - Year and Month (October) Comparison



Drug Test Results (Positive or Refusal) by Test Type



Alcohol Test Results (Positive or Refusal) by Test Type



Test Results reported through October 2022, as of November 1, 2022.

VIOLATIONS REPORTED TO CLEARINGHOUSE CONTINUED

SUBSTANCES IDENTIFIED IN POSITIVE DRUG TESTS

Positive drug tests account for **82%** of the total violations reported.

See chart to the right for a breakdown of results reported to the Clearinghouse by year since January 6, 2020 of the number of times a driver tested positive for each substance.

The graph below shows total results reported to the Clearinghouse since January 6, 2020 of the number of times a driver tested positive for each substance.

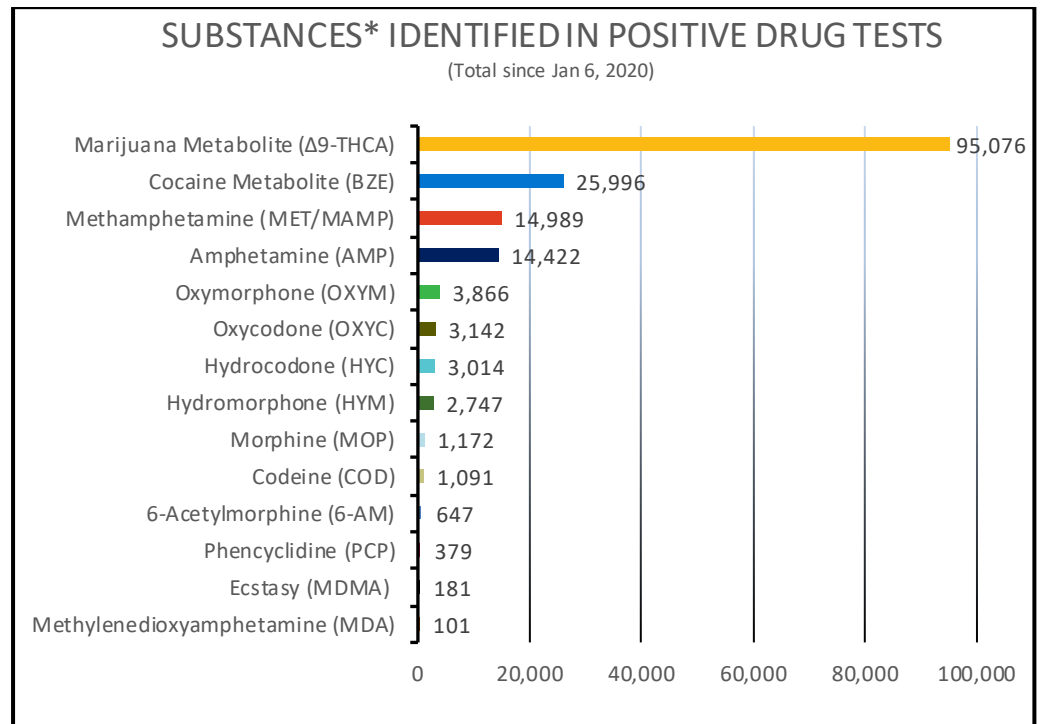
Note: To date, there have been 7,200 reports of dilute specimens, with 2,409 occurring in 2022. A positive dilute result indicates that drugs were detected despite the dilution of the sample. Dilute specimens are therefore reflected in the total substance counts.

Substance	2020	2021	2022	# Tests Identified*
Marijuana Metabolite (Δ9-THCA)	29,511	31,085	34,480	95,076
Cocaine Metabolite (BZE)	7,940	8,765	9,291	25,996
Methamphetamine (MET/MAMP)	5,187	5,082	4,720	14,989
Amphetamine (AMP)	4,953	4,904	4,565	14,422
Oxymorphone (OXYM)	1,372	1,276	1,218	3,866
Oxycodone (OXYC)	1,106	1,049	987	3,142
Hydrocodone (HYC)	1,082	1,048	884	3,014
Hydromorphone (HYM)	1,000	930	817	2,747
Morphine (MOP)	443	353	376	1,172
Codeine (COD)	386	329	376	1,091
6-Acetylmorphine (6-AM)	302	191	154	647
Phencyclidine (PCP)	137	118	124	379
Ecstasy (MDMA)	65	60	56	181
Methylenedioxyamphetamine (MDA)	30	33	38	101
All substances	53,514	55,223	58,086	166,823

(Reported through October 2022, as of November 1, 2022)

*Total since January 6, 2020

Note: More than one substance can appear in a positive drug test



Positive drug tests reported through October 2022, as of November 1, 2022.

RETURN-TO-DUTY PROCESSES

If a CDL/CLP holder has a drug and alcohol program violation recorded in the Clearinghouse, the CDL/CLP holder must be removed from safety-sensitive functions, including operating a commercial motor vehicle, until the return-to-duty (RTD) process is completed. Select milestones of a driver's RTD process are recorded in the Clearinghouse. The table below provides a snapshot of the number of drivers in the RTD process with their status in the Clearinghouse as of November 1, 2022.

CDL/CLP Holders in the Return-to-Duty (RTD) Process as of November 1, 2022

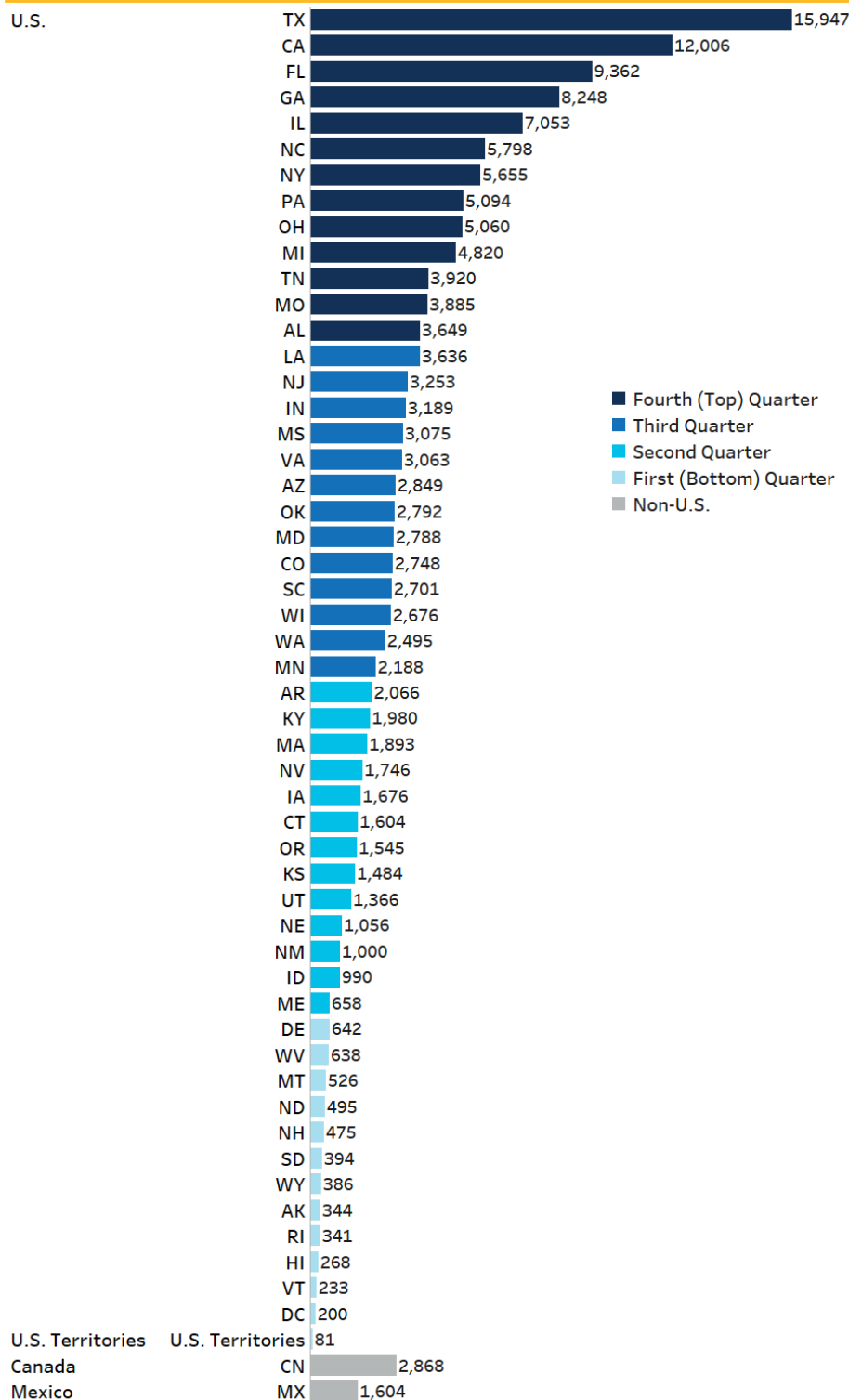
RTD STATUS	# DRIVERS
All Drivers (with at least 1 violation)	156,510
CDL/CLP holders in Prohibited Status	113,995
RTD Process Not Started	86,501
Substance Abuse Professional (SAP) Request Sent	1,028
SAP Designation Confirmed	3,212
SAP Request Declined	682
Initial SAP Assessment Complete	5,208
Determined Eligible for RTD Testing	17,364
CDL/CLP Holders in Not-Prohibited Status*	42,515
RTD Test with Negative Results	36,166
Follow-Up Testing Plan Complete	6,349

* A driver is no longer prohibited from performing safety-sensitive functions once they have a negative RTD test result.

INFORMATION BY LOCATION

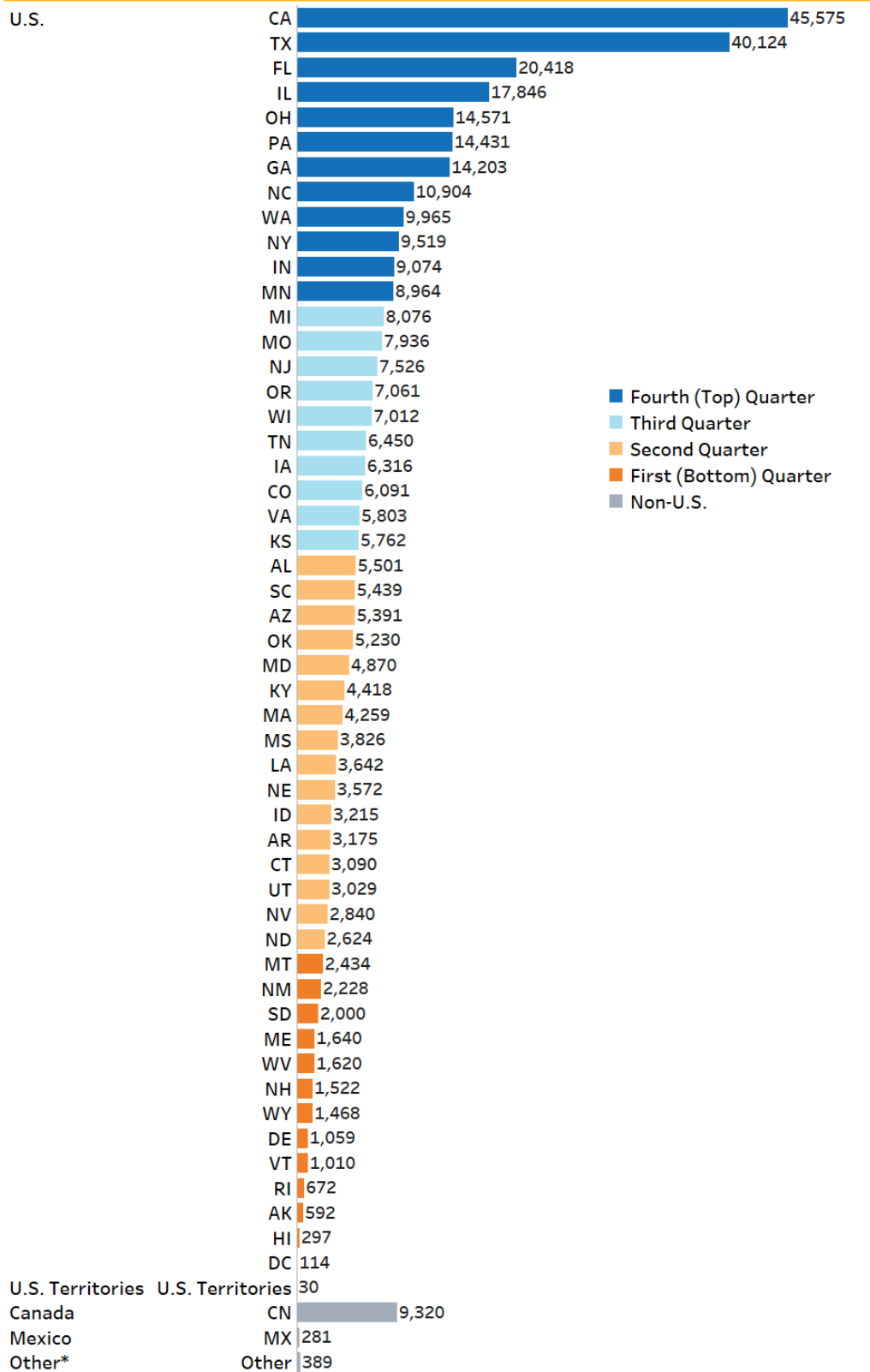
The following tables provide breakdowns of violations based on the jurisdiction that issued the driver's CDL/CLP and the number of registered employers by their domicile.

Violations Reported, by Location of CDL/CLP Issuance



Violations (by location) reported or modified through October 2022, as of November 1, 2022.

Unique Registered Employers by Location



Number of registered employers through October 2022, as of November 1, 2022. * "Other" represents data where the location is missing or otherwise not able to be determined.