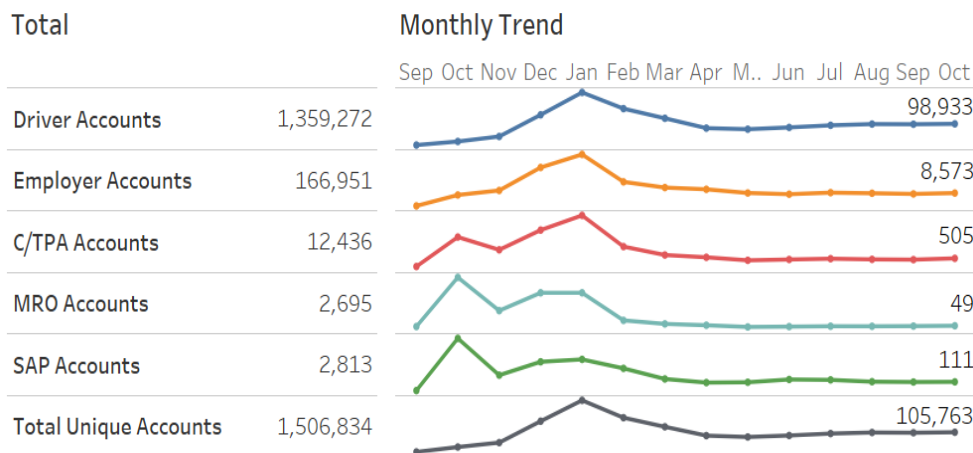


October 2020 Monthly Summary Report

REGISTRATIONS

Registration for the FMCSA Drug and Alcohol Clearinghouse (Clearinghouse) began for all user roles on September 28, 2019. User roles include: drivers, employers, consortia/third-party administrators (C/TPAs), medical review officers (MROs), and substance abuse professionals (SAPs). The graph below illustrates the number of registrations for each type of user, by month, as well as the total number of unique registrations.

USER REGISTRATIONS as of 11/01/2020



This chart reflects the number of Clearinghouse users who have registered as each role (users may register as multiple roles).

In many cases, more than one user account is associated with a single organization. For a summary of the number of organizations that are registered in the Clearinghouse, see the table below.

Organizations Registered in the Clearinghouse

as of 11/01/2020

153,751

EMPLOYERS

53,051

AS OWNER-OPERATORS

84,413

LINKED TO FMCSA
PORTAL ACCOUNT

8,746

C/TPAs

2,687

SAPs

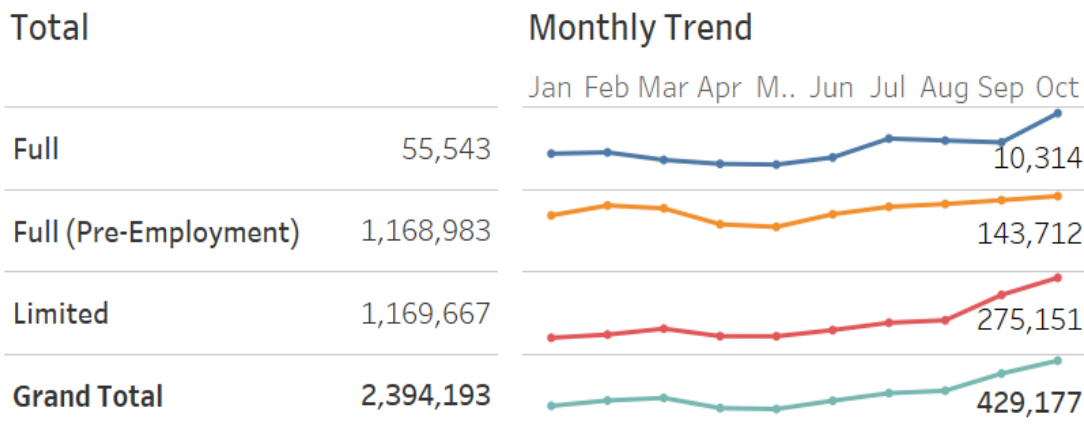
1,578

MROs

QUERIES

Employers are required to conduct queries in the Clearinghouse when hiring a new commercial driver's license (CDL) holder and annually for all CDL drivers they currently employ.

QUERIES CONDUCTED as of 11/01/2020

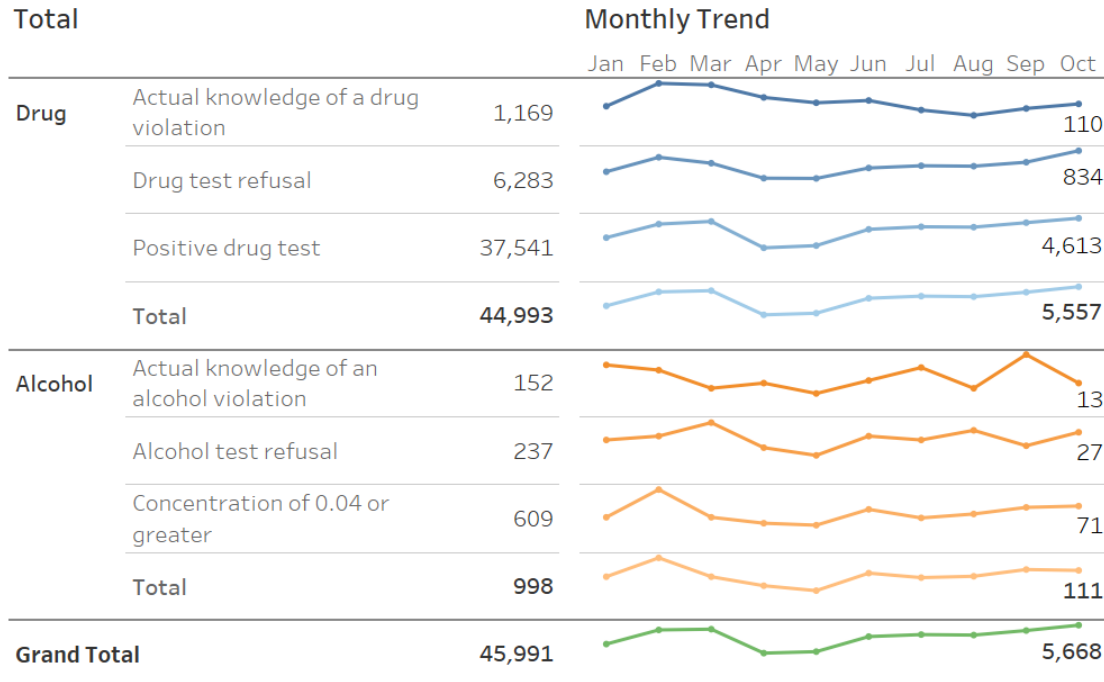


The graph illustrates the number of each type of query that has been conducted by employers, or their designated service agents, by month.

VIOLATIONS REPORTED TO CLEARINGHOUSE

Employers or their designated consortia/third-party administrators (C/TPA), and medical review officers (MROs) are required to report violations of the drug and alcohol program.

VIOLATIONS as of 11/01/2020



The graph to the left illustrates the number of violations that have been reported to the Clearinghouse, by month.

VIOLATIONS REPORTED TO CLEARINGHOUSE CONTINUED

Drug and Alcohol Test Results By Test Type

as of 11/1/2020

TEST TYPE	DRUG	ALCOHOL	TOTAL
Total Violations	44,991	996	45,995
None (Actual Knowledge)	1,169	152	1,321
Follow Up	944	27	971
Refusal	115	4	
Positive	829	23	
Post-Accident	1,840	83	1,923
Refusal	222	34	
Positive	1,618	49	
Pre-Employment	23,714	33	23,747
Refusal	2,943	6	
Positive	20,771	27	
Random	16,056	460	16,516
Refusal	2,658	139	
Positive	13,398	321	
Reasonable Suspicion	722	233	955
Refusal	283	52	
Positive	439	181	
Return to Duty	546	8	554
Refusal	59	2	
Positive	487	6	

The table to the left notes the number of test results reported to the Clearinghouse, by type of test, for controlled substance (drug) tests, alcohol tests, and a combined total.

Note: This table does not include violations for which a "reason for test" was not indicated during entry.

VIOLATIONS REPORTED TO CLEARINGHOUSE CONTINUED

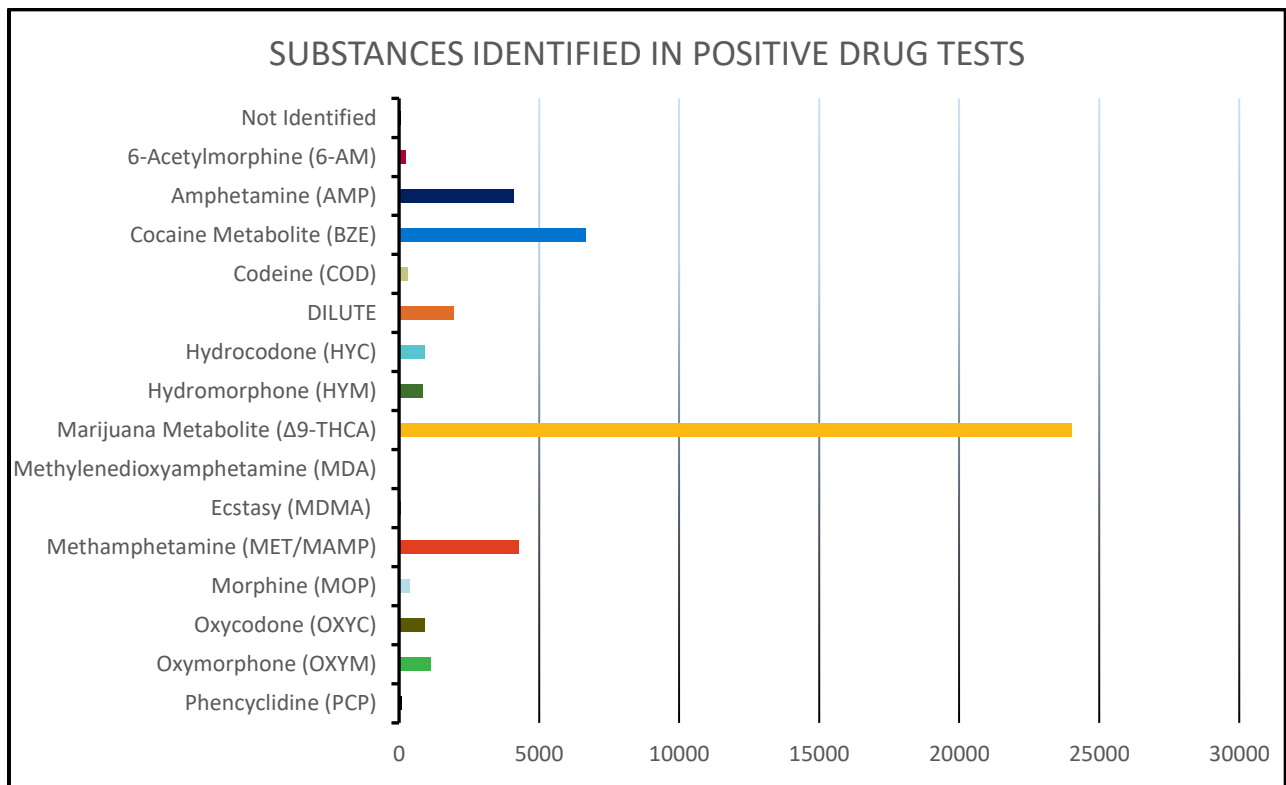
Positive drug tests account for **82%** of the total violations reported.

See chart to the right and the graph below for a breakdown of the number of times a driver tested positive for each substance.

SUBSTANCES IDENTIFIED IN POSITIVE DRUG TESTS
as of 11/1/2020

Substance	# Tests Identified
Not Identified	43
6-Acetylmorphine (6-AM)	248
Amphetamine (AMP)	4,080
Cocaine Metabolite (BZE)	6,656
Codeine (COD)	315
DILUTE	1,954
Hydrocodone (HYC)	902
Hydromorphone (HYM)	822
Marijuana Metabolite (Δ9-THCA)	24,000
Methylenedioxyamphetamine (MDA)	23
Ecstasy (MDMA)	55
Methamphetamine (MET/MAMP)	4,279
Morphine (MOP)	366
Oxycodone (OXYC)	909
Oxymorphone (OXYM)	1,111
Phencyclidine (PCP)	103
All substances	45,866

Note: More than one substance can appear in a positive drug test



Positive drug tests reported as of 11/1/2020

RETURN-TO-DUTY PROCESSES

If a driver has a drug and alcohol program violation recorded against him or her in the Clearinghouse, that driver must be removed from safety-sensitive functions, including operating a commercial motor vehicle, until he or she has completed a return-to-duty (RTD) process. Select milestones of a driver's RTD process are recorded in the Clearinghouse. The table below provides a snapshot of the number of drivers who had an open or resolved RTD process in the Clearinghouse as of November 1, 2020.

Drivers in the Return-to-Duty (RTD) Process as of 11/1/2020

RTD STATUS	# DRIVERS
All Drivers (with at least 1 violation)	42,711
Drivers in Prohibited Status	38,290
RTD Process Not Started	29,611
Substance Abuse Professional (SAP) Request Sent	290
SAP Designation Confirmed	744
SAP Request Declined	107
Initial SAP Assessment Complete	1,845
Determined Eligible for RTD Testing	5,693
Drivers in Not-Prohibited Status	4,421
RTD Test with Negative Results	4,421
Follow-Up Testing Plan Complete	0