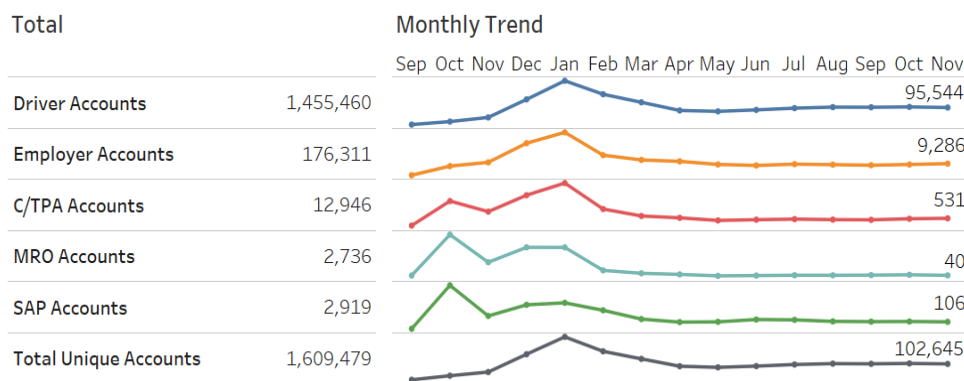


November 2020 Monthly Summary Report

REGISTRATIONS

Registration for the FMCSA Drug and Alcohol Clearinghouse (Clearinghouse) began for all user roles on September 28, 2019. User roles include: drivers, employers, consortia/third-party administrators (C/TPAs), medical review officers (MROs), and substance abuse professionals (SAPs). The graph below illustrates the number of registrations for each type of user, by month, as well as the total number of unique registrations.

USER REGISTRATIONS as of 12/01/2020



This chart reflects the number of Clearinghouse users who have registered as each role (users may register as multiple roles).

In many cases, more than one user account is associated with a single organization. For a summary of the number of organizations that are registered in the Clearinghouse, see the table below.

Organizations Registered in the Clearinghouse as of 12/01/2020

162,485
EMPLOYERS

57,306
AS OWNER-OPERATORS

90,066
LINKED TO FMCSA
PORTAL ACCOUNT

9,048
C/TPAs

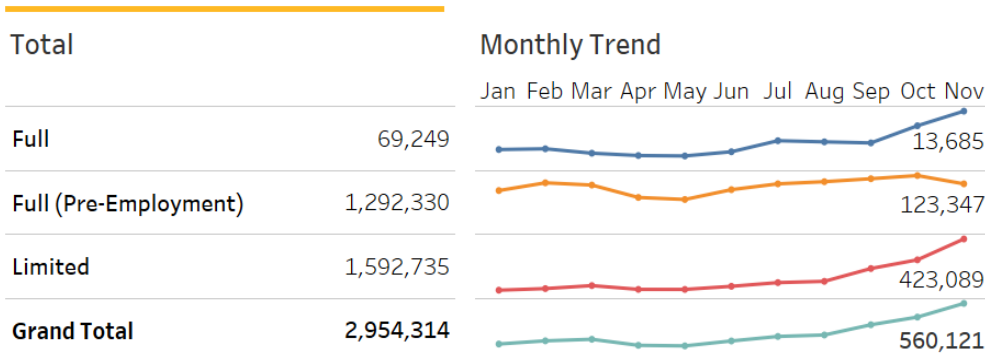
2,770
SAPs

1,599
MROs

QUERIES

Employers are required to conduct queries in the Clearinghouse when hiring a new commercial driver's license (CDL) holder and annually for all CDL drivers they currently employ.

QUERIES CONDUCTED as of 12/01/2020

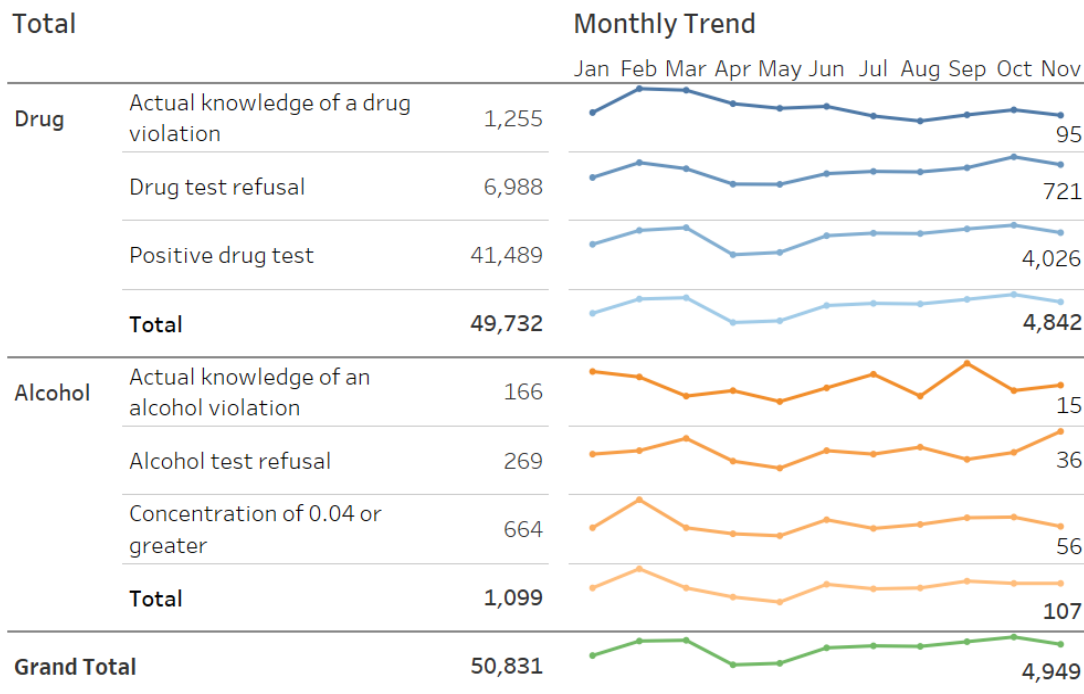


The graph illustrates the number of each type of query that has been conducted by employers, or their designated service agents, by month.

VIOLATIONS REPORTED TO CLEARINGHOUSE

Employers or their designated consortia/third-party administrators (C/TPA), and medical review officers (MROs) are required to report violations of the drug and alcohol program.

VIOLATIONS as of 12/01/2020



The graph to the left illustrates the number of violations that have been reported to the Clearinghouse, by month.

VIOLATIONS REPORTED TO CLEARINGHOUSE CONTINUED

Drug and Alcohol Test Results By Test Type

as of 12/1/2020

TEST TYPE	DRUG	ALCOHOL	TOTAL
Total Violations	49,726	1,097	50,823
None (Actual Knowledge)	1,255	166	1,421
Follow Up	1,053	33	1,086
Refusal	139	5	
Positive	914	28	
Post-Accident	1,995	95	2,090
Refusal	238	37	
Positive	1,757	58	
Pre-Employment	26,043	34	26,077
Refusal	3,231	6	
Positive	22,812	28	
Random	18,003	511	18,514
Refusal	3,008	159	
Positive	14,995	352	
Reasonable Suspicion	774	249	1,023
Refusal	304	60	
Positive	470	189	
Return to Duty	603	9	612
Refusal	65	2	
Positive	538	7	

The table to the left notes the number of test results reported to the Clearinghouse, by type of test, for controlled substance (drug) tests, alcohol tests, and a combined total.

Note: This table does not include 8 violations (6 drug and 2 alcohol) for which a "reason for test" was not indicated during entry.

VIOLATIONS REPORTED TO CLEARINGHOUSE CONTINUED

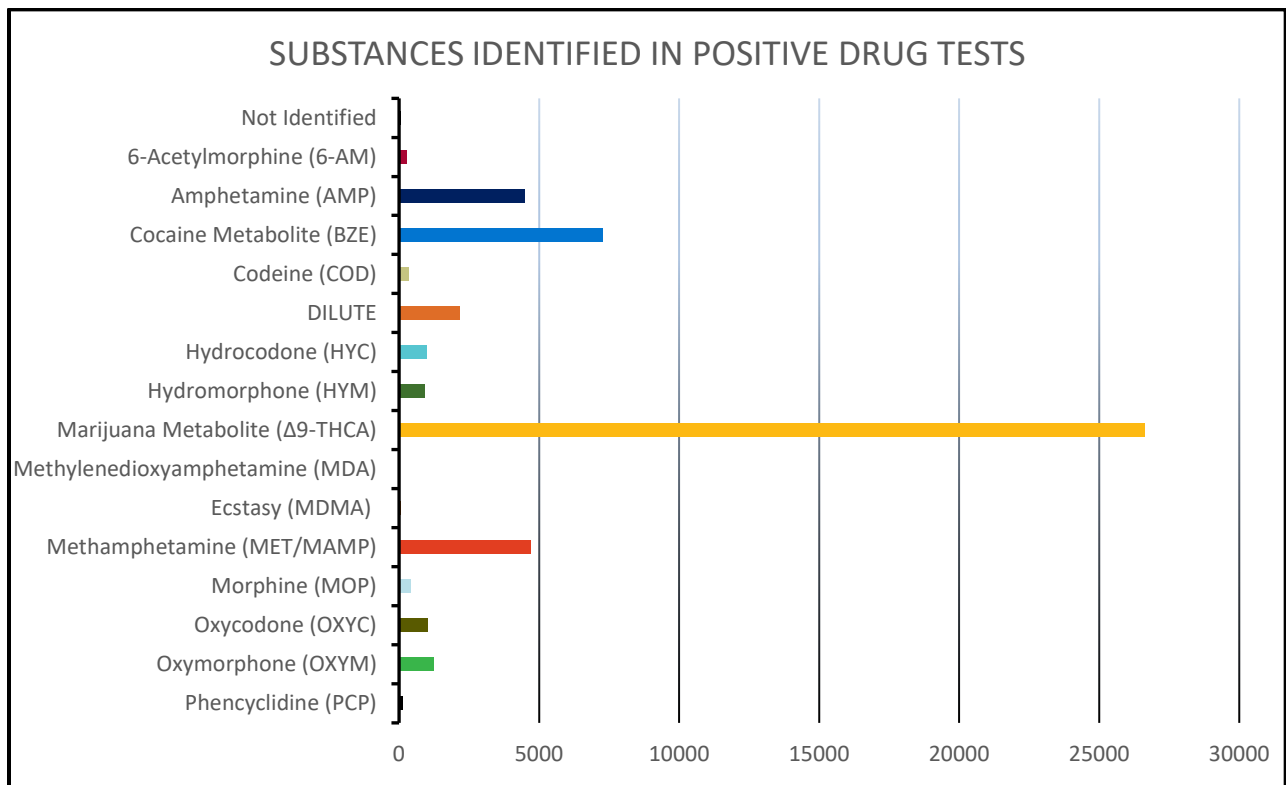
Positive drug tests account for **82%** of the total violations reported.

See chart to the right and the graph below for a breakdown of the number of times a driver tested positive for each substance.

**SUBSTANCES IDENTIFIED IN POSITIVE DRUG TESTS
as of 12/1/2020**

Substance	# Tests Identified
Not Identified	43
6-Acetylmorphine (6-AM)	274
Amphetamine (AMP)	4,477
Cocaine Metabolite (BZE)	7,280
Codeine (COD)	350
DILUTE	2,152
Hydrocodone (HYC)	974
Hydromorphone (HYM)	896
Marijuana Metabolite (Δ9-THCA)	26,620
Methylenedioxyamphetamine (MDA)	26
Ecstasy (MDMA)	61
Methamphetamine (MET/MAMP)	4,709
Morphine (MOP)	406
Oxycodone (OXYC)	1,004
Oxymorphone (OXYM)	1,237
Phencyclidine (PCP)	118
All substances	50,627

Note: More than one substance can appear in a positive drug test



Positive drug tests reported as of 12/1/2020

RETURN-TO-DUTY PROCESSES

If a driver has a drug and alcohol program violation recorded against him or her in the Clearinghouse, that driver must be removed from safety-sensitive functions, including operating a commercial motor vehicle, until he or she has completed a return-to-duty (RTD) process. Select milestones of a driver's RTD process are recorded in the Clearinghouse. The table below provides a snapshot of the number of drivers who had an open or resolved RTD process in the Clearinghouse as of December 1, 2020.

Drivers in the Return-to-Duty (RTD) Process as of 12/1/2020

RTD STATUS	# DRIVERS
All Drivers (with at least 1 violation)	47,137
Drivers in Prohibited Status	41,802
RTD Process Not Started	32,125
Substance Abuse Professional (SAP) Request Sent	358
SAP Designation Confirmed	888
SAP Request Declined	121
Initial SAP Assessment Complete	1,972
Determined Eligible for RTD Testing	6,338
Drivers in Not-Prohibited Status	5,335
RTD Test with Negative Results	5,335
Follow-Up Testing Plan Complete	0