

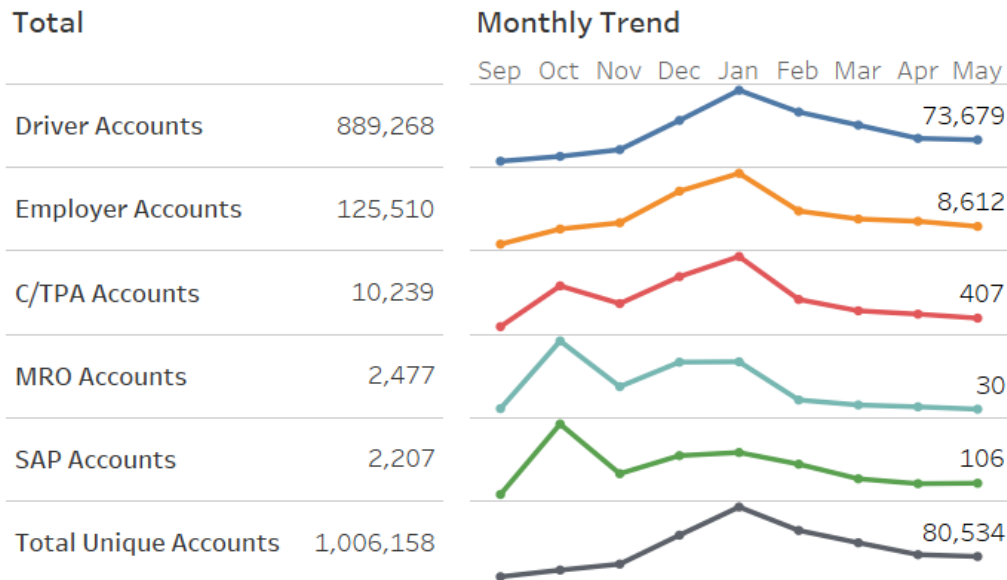
# DRUG & ALCOHOL CLEARINGHOUSE

## May 2020 Monthly Summary Report

### REGISTRATIONS

Registration for the FMCSA Drug and Alcohol Clearinghouse (Clearinghouse) began for all user roles on September 28, 2019. User roles include: drivers, employers, consortia/third-party administrators (C/TPAs), medical review officers (MROs), and substance abuse professionals (SAPs). The graph below illustrates the number of registrations for each type of user, by month, as well as the total number of unique registrations.

#### USER REGISTRATIONS



This chart reflects the number of Clearinghouse users who have registered as each role (users may register as multiple roles).

In many cases, more than one user account is associated with a single organization. For a summary of the number of organizations that are registered in the Clearinghouse, see the table below.

Number of completed registrations through May 2020, as of 8:00 AM on 6/1/2020.

### Organizations Registered in the Clearinghouse

**114,947**  
EMPLOYERS

**35,532**  
AS OWNER-OPERATORS

**60,834**  
LINKED TO FMCSA  
PORTAL ACCOUNT

**7,246**  
C/TPAs

**2,139**  
SAPs

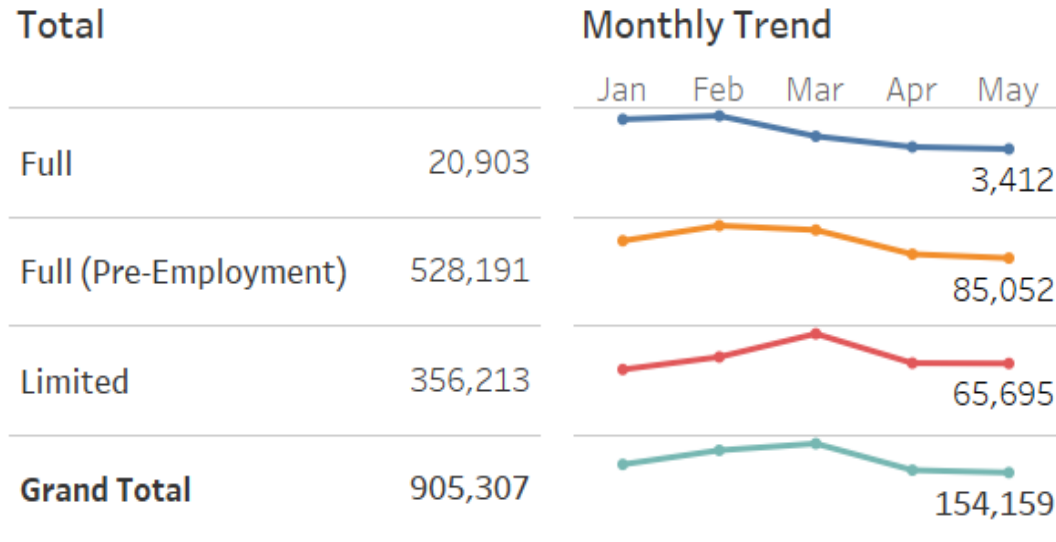
**1,440**  
MROs

Organizations registered as of 6/1/2020

## QUERIES

Employers are required to conduct queries in the Clearinghouse when hiring a new Commercial Driver’s License (CDL) holder and annually for all CDL drivers they currently employ.

### QUERIES CONDUCTED



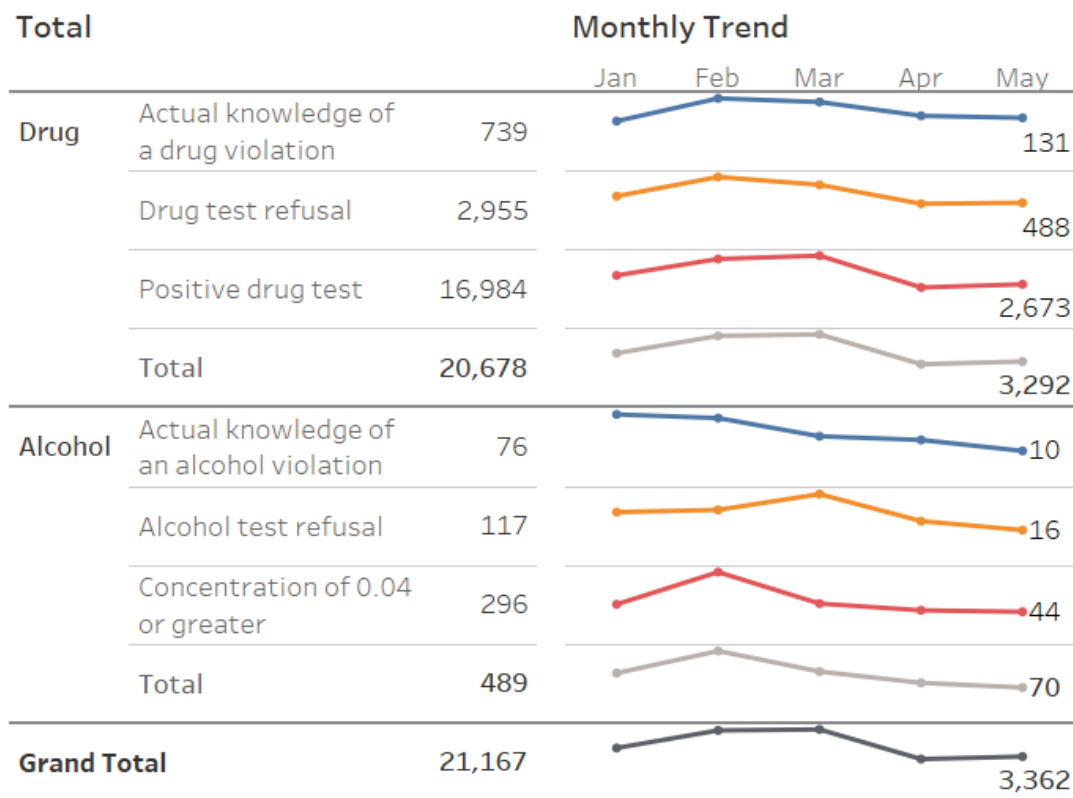
The graph illustrates the number of each type of query that has been conducted by employers, or their designated service agents, by month.

*Queries conducted through May 2020, as of 8:00 AM on 6/1/2020.*

## VIOLETIONS REPORTED TO CLEARINGHOUSE

Employers or their designated consortia/third-party administrators (C/TPA), and medical review officers (MROs) are required to report violations of the drug and alcohol program.

### VIOLETIONS



The graph to the left illustrates the number of violations that have been reported to the Clearinghouse, by month.

*Violations reported or modified through May 2020, as of 8:00 AM on 6/1/2020.*

**VIOLATIONS REPORTED TO CLEARINGHOUSE CONTINUED**

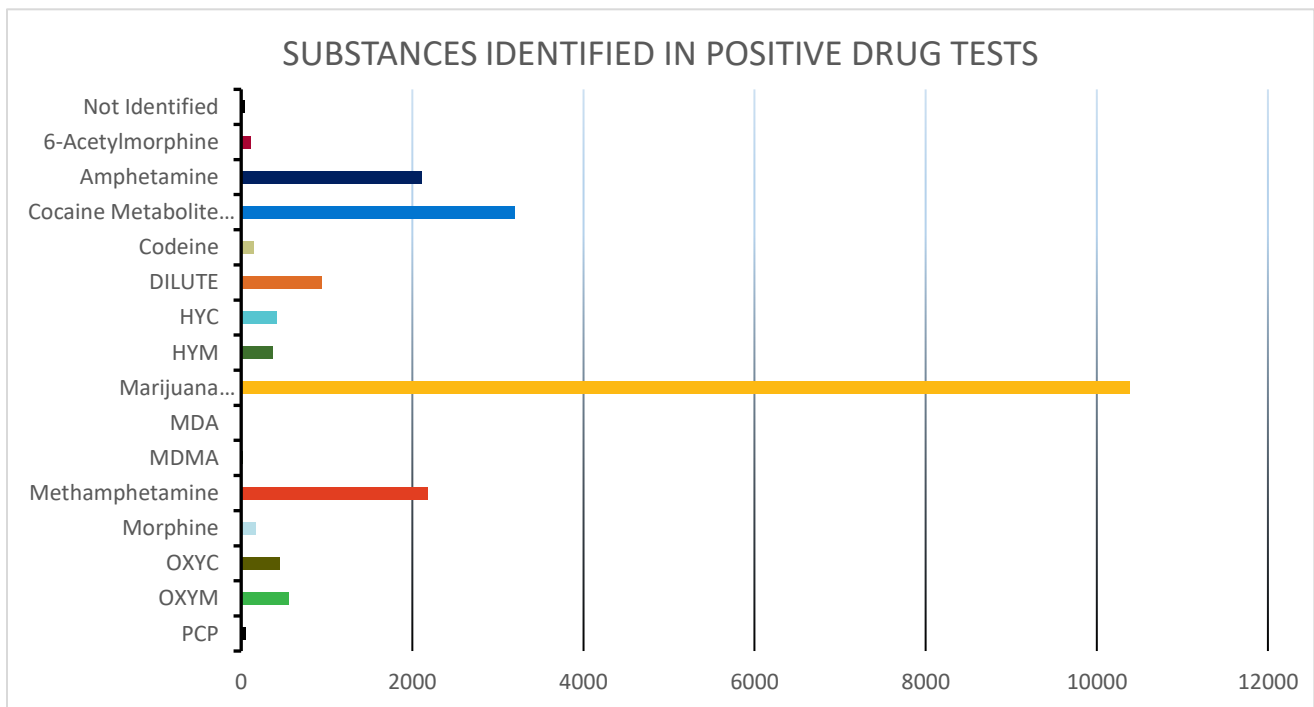
Positive drug tests account for **80%** of the total violations reported.

See chart to the right and the graph below for a breakdown of the number of times a driver tested positive for each substance.

**SUBSTANCES IDENTIFIED IN POSITIVE DRUG TESTS**  
as of 6/1/2020

Substance	# Tests Identified
Not Identified	39
6-Acetylmorphine	113
Amphetamine	2,108
Cocaine Metabolite (BZE)	3,192
Codeine	149
DILUTE	945
HYC	418
HYM	363
Marijuana Metabolite (Δ9-THCA)	10,388
MDA	11
MDMA	20
Methamphetamine	2,184
Morphine	171
OXYC	452
OXYM	556
PCP	47
<b>All substances</b>	<b>21,156</b>

*Note: More than one substance can appear in a positive drug test*



Positive drug tests reported as of 6/1/2020

## RETURN-TO-DUTY PROCESSES

If a driver has a drug and alcohol program violation recorded against him or her in the Clearinghouse, that driver must be removed from safety-sensitive functions, including operating a commercial motor vehicle, until he or she has completed a return-to-duty (RTD) process. Select milestones of a driver's RTD process are recorded in the Clearinghouse. The table below provides a snapshot of the number of drivers who had an open or resolved RTD process in the Clearinghouse as of June 1, 2020.

### Drivers in the Return-to-Duty (RTD) Process as of 6/1/2020

RTD STATUS	# DRIVERS
<b>All Drivers (with at least 1 violation)</b>	<b>19,849</b>
<b>Drivers in Prohibited Status</b>	<b>18,860</b>
RTD Process Not Started	15,682
Substance Abuse Professional (SAP) Request Sent	235
SAP Designation Confirmed	227
SAP Request Declined	23
Initial SAP Assessment Complete	767
Determined Eligible for RTD Testing	1,926
<b>Drivers in Not-Prohibited Status</b>	<b>989</b>
RTD Test with Negative Results	989
Follow-Up Testing Plan Complete	0