

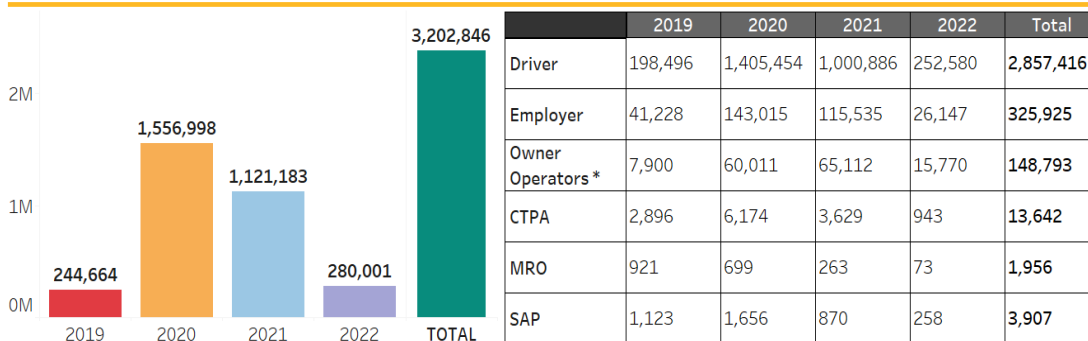
DRUG & ALCOHOL CLEARINGHOUSE

March 2022 Monthly Summary Report

REGISTRATIONS

Registration for the FMCSA Drug and Alcohol Clearinghouse (Clearinghouse) began for all user roles on September 28, 2019. Commercial driver's license (CDL) or commercial learner's permit (CLP) holders, employers, consortia/third-party administrators (C/TPAs), medical review officers (MROs), and substance abuse professionals (SAPs) all must register within the Clearinghouse. In some cases, a single user may have multiple roles within the Clearinghouse. For a summary of the number of drivers and organizations that registered in the Clearinghouse, see the table below.

CDL/CLP Holder and Organization Registrations



Number of completed registrations through March 2022, as of 4/1/2022. * Owner-operator counts are not included in the annual totals, as owner-operators are a subset of Employers and are included in the Employer counts.

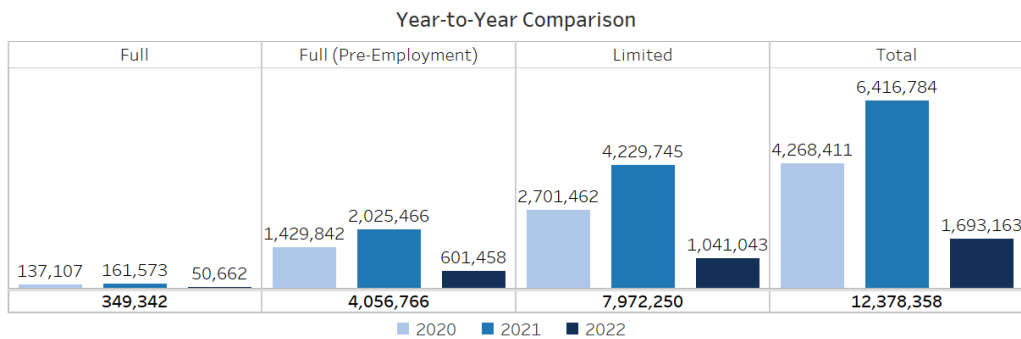
	2019	2020	2021	2022	Total
Driver	198,496	1,405,454	1,000,886	252,580	2,857,416
Employer	41,228	143,015	115,535	26,147	325,925
Owner Operators*	7,900	60,011	65,112	15,770	148,793
CTPA	2,896	6,174	3,629	943	13,642
MRO	921	699	263	73	1,956
SAP	1,123	1,656	870	258	3,907

This chart reflects the number of CDL/CLP holders (drivers) and organizations registered within the Clearinghouse by role type since September 28, 2019.

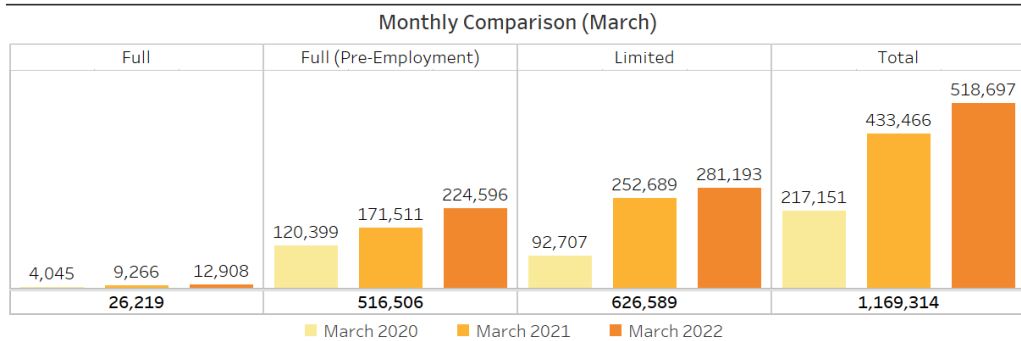
QUERIES

Employers are required to conduct queries in the Clearinghouse when hiring a new CDL/CLP holder and annually for all CDL/CLP holders they currently employ.

Queries Conducted



The graph illustrates the number of each type of query conducted by employers, or their designated C/TPA since January 6, 2020. The full query total includes limited queries that have been elevated to full.



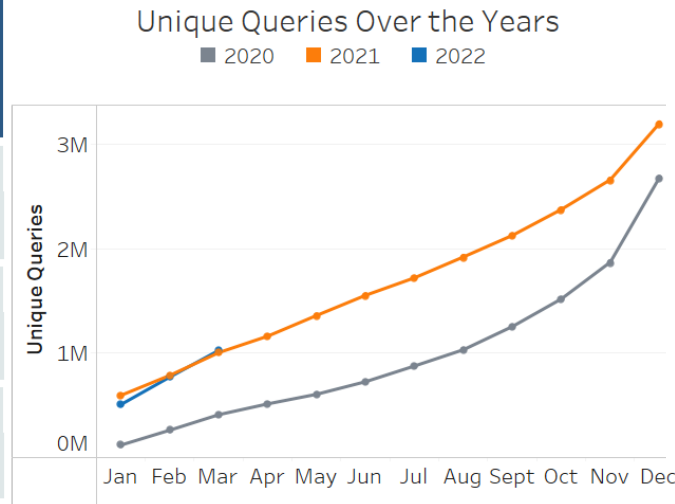
Queries conducted through March 2022, as of 4/1/2022.

QUERIES REPORTED TO CLEARINGHOUSE CONTINUED

Unique CDL/CLP Holders Queried



Total Since: January 6, 2020	4,163,635
Calendar Year 2022	1,026,842
Calendar Year 2021	3,200,122
Calendar Year 2020	2,679,106



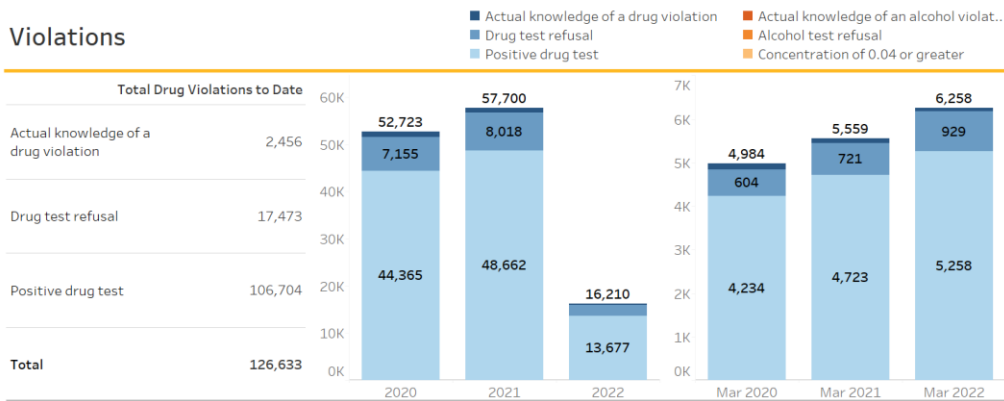
The graph illustrates the number of CDL/CLP holders whose information has been queried by employers (or their designated C/TPA) since January 6, 2020.

Unique drivers queried through March 2022, as of 4/1/2022.

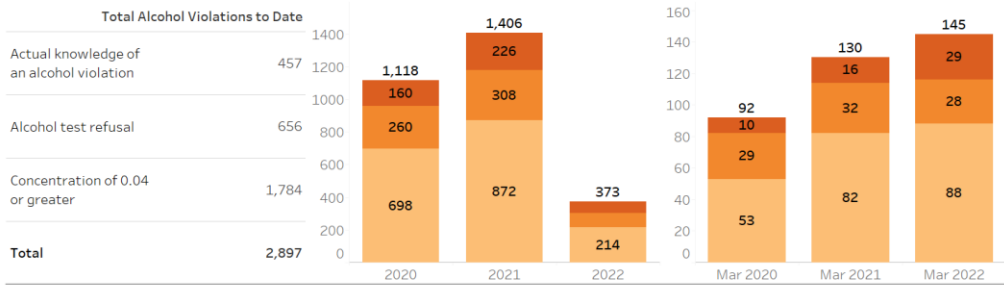
VIOLATIONS REPORTED TO CLEARINGHOUSE

Employers or their designated C/TPA, and MROs are required to report violations of the drug and alcohol program.

Violations



The graph to the left illustrates the number of violations reported to the Clearinghouse since January 6, 2020.



Overall Violations		Overall Violations	
2020	53,841	March 2020	5,076
2021	59,106	March 2021	5,689
2022	16,583	March 2022	6,403
Total	129,530	Total	17,168

Violations reported through March 2022, as of 4/1/2022.

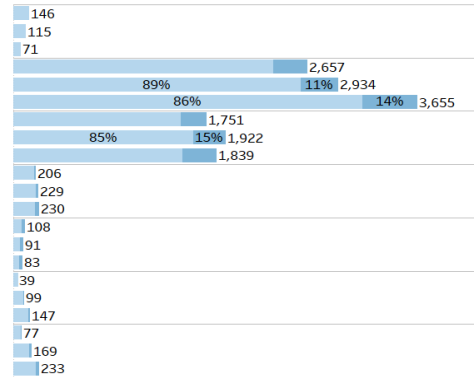
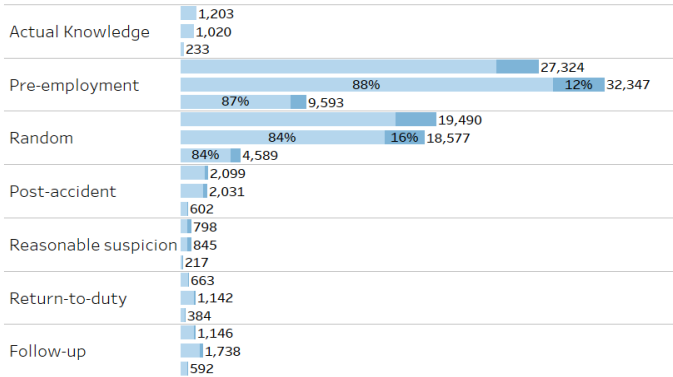
Drug and Alcohol Test Results By Test Type

Since January 6, 2020 there were 129,530 test results reported to the Clearinghouse. The table below breaks out these test results by type of test, for controlled substance (drug) tests and alcohol tests. The left side depicts test results by year and the right side compares the month of March across three years: 2020, 2021, and 2022.

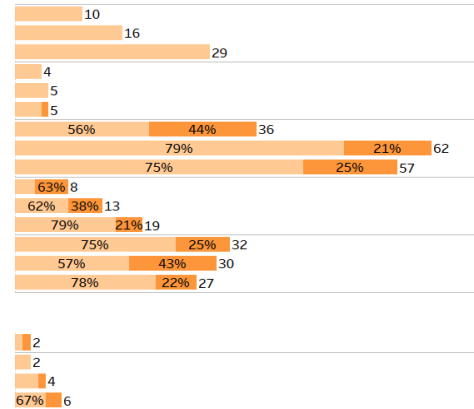
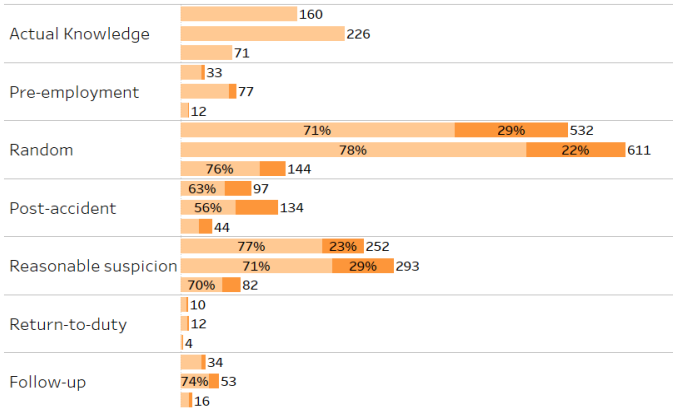
Total Test Results (Drug or Alcohol) by Test Type - Year and Month (March) Comparison



Drug Test Results (Positive or Refusal) by Test Type



Alcohol Test Results (Positive or Refusal) by Test Type



Test Results reported through March 2022, as of 4/1/2022.

SUBSTANCES IDENTIFIED IN POSITIVE DRUG TESTS

Positive drug tests account for **82%** of the total violations reported.

See chart to the right for a breakdown of results reported to the Clearinghouse by year since January 6, 2020 of the number of times a driver tested positive for each substance.

The graph below shows total results reported to the Clearinghouse since January 6, 2020 of the number of times a driver tested positive for each substance.

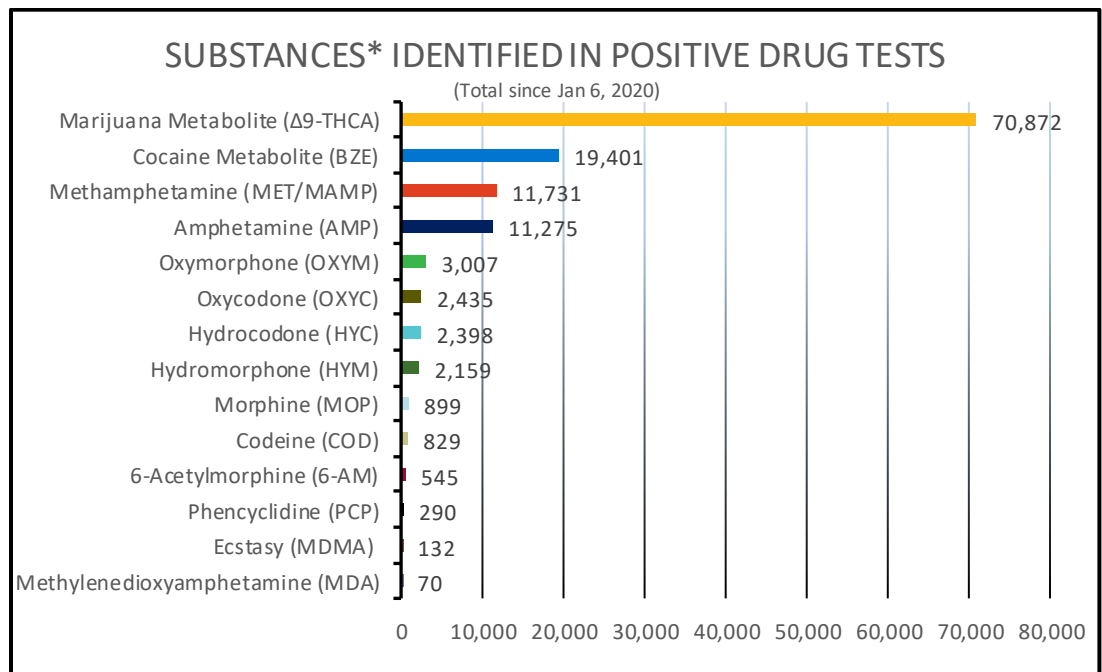
Note: To date, there have been 5,501 reports of dilute specimens, with 710 occurring in 2022. Reports of dilute specimens must also indicate an identified substance; therefore these dilute specimens are reflected in the total substance counts.

Substance	2020	2021	2022	# Tests Identified*
Marijuana Metabolite (Δ9-THCA)	29,511	31,085	10,276	70,872
Cocaine Metabolite (BZE)	7,940	8,765	2,696	19,401
Methamphetamine (MET/MAMP)	5,187	5,082	1,462	11,731
Amphetamine (AMP)	4,953	4,904	1,418	11,275
Oxymorphone (OXYM)	1,372	1,276	359	3,007
Oxycodone (OXYC)	1,106	1,049	280	2,435
Hydrocodone (HYC)	1,082	1,048	268	2,398
Hydromorphone (HYM)	1,000	930	229	2,159
Morphine (MOP)	443	353	103	899
Codeine (COD)	386	329	114	829
6-Acetylmorphine (6-AM)	302	191	52	545
Phencyclidine (PCP)	137	118	35	290
Ecstasy (MDMA)	65	60	7	132
Methylenedioxyamphetamine (MDA)	30	33	7	70
All substances	53,514	55,223	17,306	126,043

(Reported through March 2022, as of 4/1/2022)

*Total since January 6, 2020

Note: More than one substance can appear in a positive drug test



Positive drug tests reported through March 2022, as of 4/1/22

RETURN-TO-DUTY PROCESSES

If a CDL/CLP holder has a drug and alcohol program violation recorded in the Clearinghouse, the CDL/CLP holder must be removed from safety-sensitive functions, including operating a commercial motor vehicle, until the return-to-duty (RTD) process is completed. Select milestones of a driver's RTD process are recorded in the Clearinghouse. The table below provides a snapshot of the number of drivers in the RTD process with their status in the Clearinghouse as of April 1, 2022.

CDL/CLP Holders in the Return-to-Duty (RTD) Process as of 4/1/2022

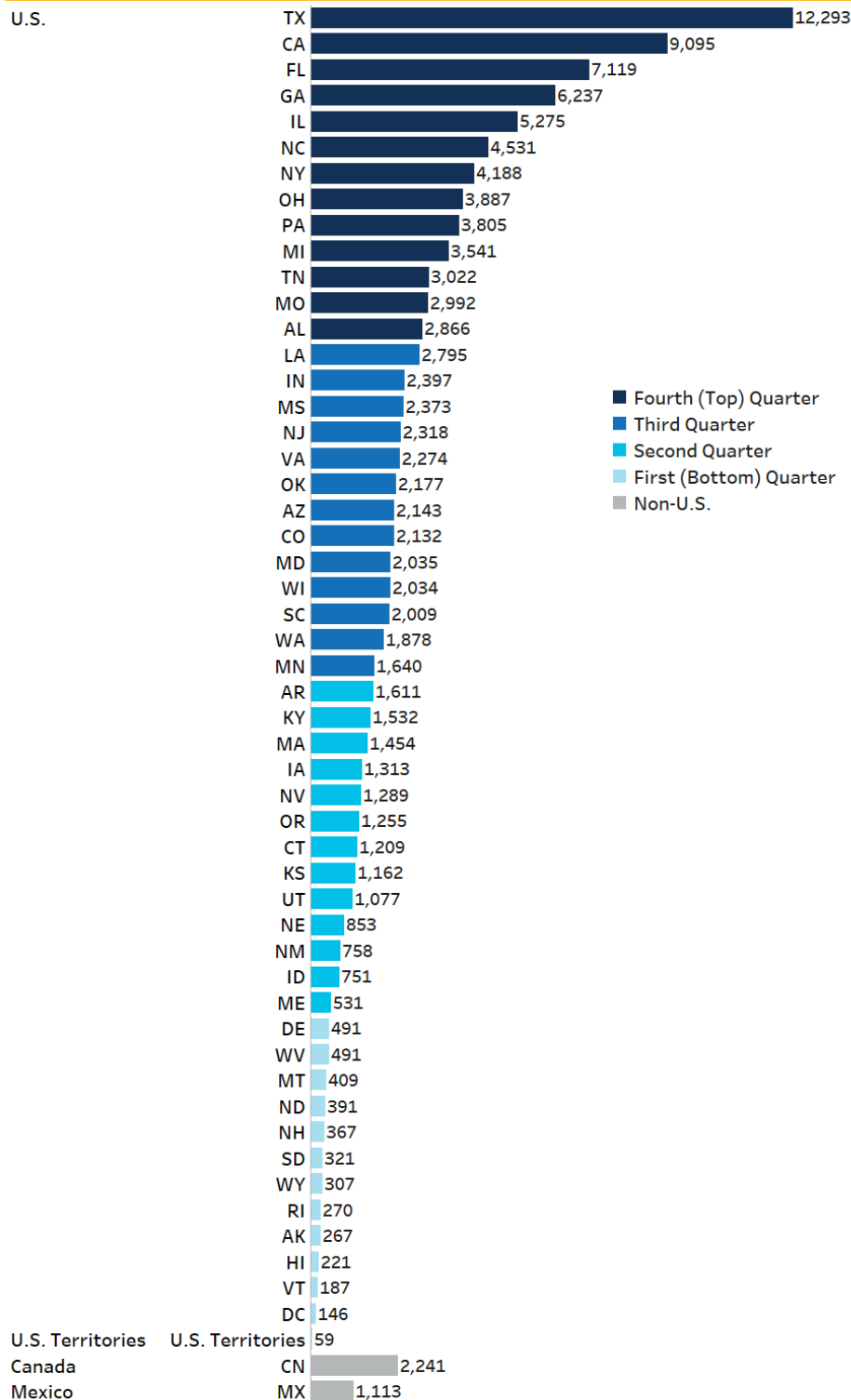
RTD STATUS	# DRIVERS
All Drivers (with at least 1 violation)	119,113
CDL/CLP holders in Prohibited Status	89,650
RTD Process Not Started	67,368
Substance Abuse Professional (SAP) Request Sent	792
SAP Designation Confirmed	2,404
SAP Request Declined	507
Initial SAP Assessment Complete	4,291
Determined Eligible for RTD Testing	14,288
CDL/CLP Holders in Not-Prohibited Status*	29,483
RTD Test with Negative Results	26,253
Follow-Up Testing Plan Complete	3,230

* A driver is no longer prohibited from performing safety-sensitive functions once they have a negative RTD test result.

INFORMATION BY LOCATION

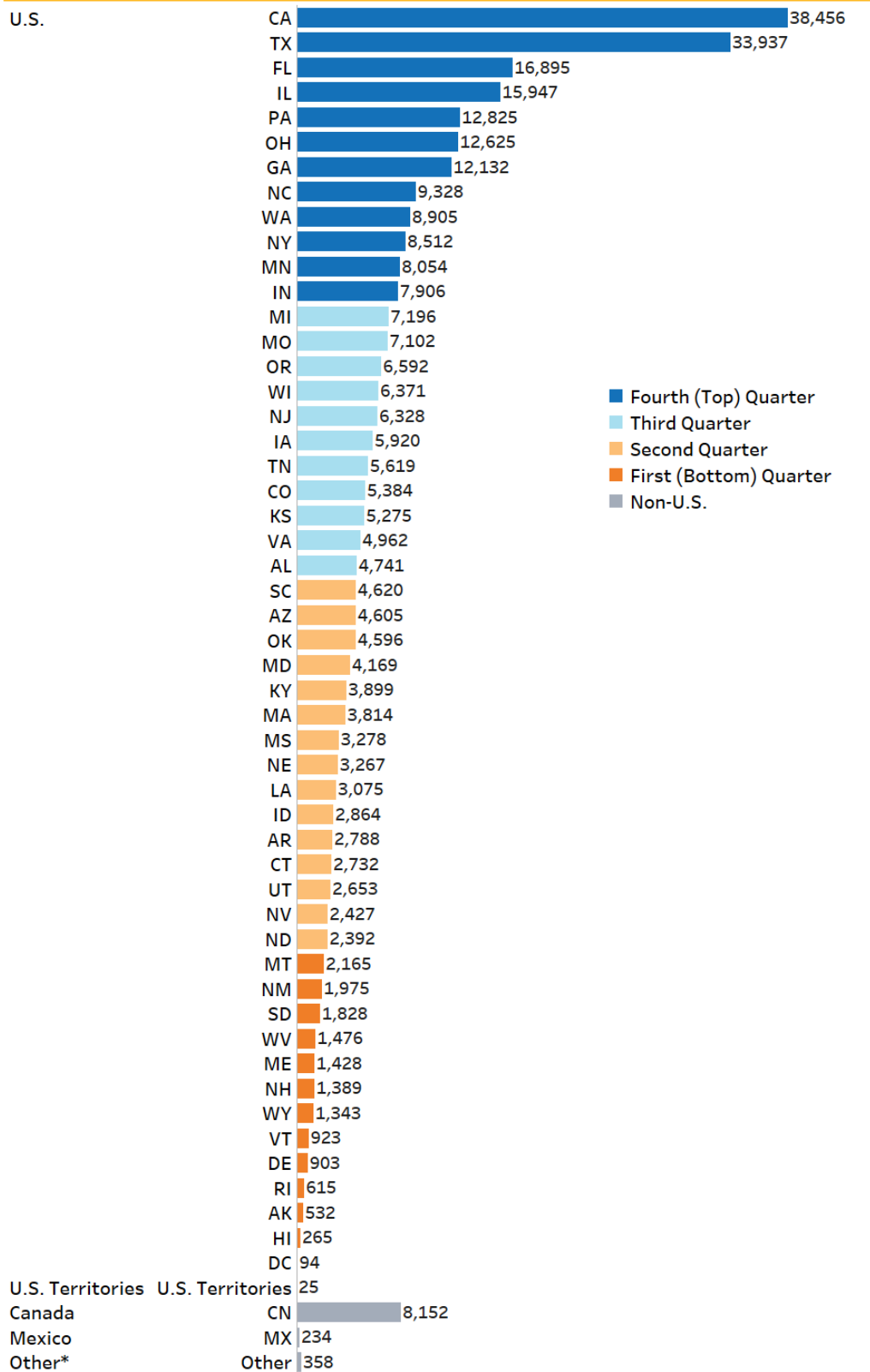
The following tables provide breakdowns of violations based on the jurisdiction that issued the driver's CDL/CLP and the number of registered employers by their domicile.

Violations Reported, by Location of CDL/CLP Issuance



Violations (by location) reported or modified through March 2022, as of 4/1/2022.

Unique Registered Employers by Location



Number of registered employers through March 2022, as of 4/1/2022. * "Other" represents data where the location is missing or otherwise not able to be determined.