

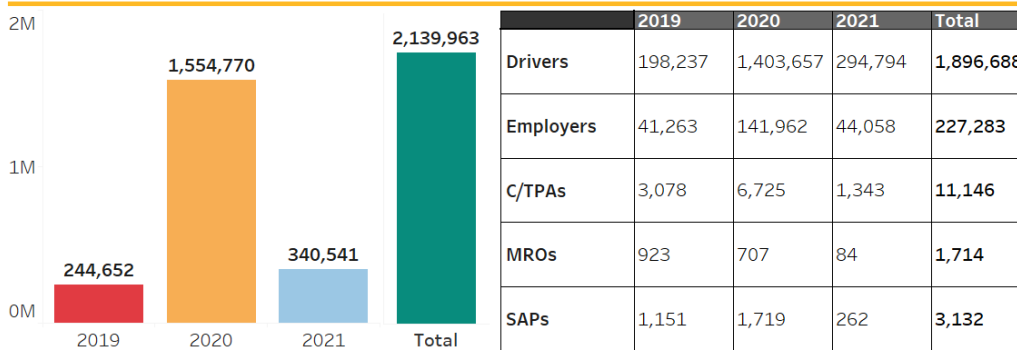
DRUG & ALCOHOL CLEARINGHOUSE

March 2021 Monthly Summary Report

REGISTRATIONS

Registration for the FMCSA Drug and Alcohol Clearinghouse (Clearinghouse) began for all user roles on September 28, 2019. CMV drivers register within the Clearinghouse as well as users registered to work with employers, consortia/third-party administrators (C/TPAs), medical review officers (MROs), and substance abuse professionals (SAPs). In many cases, more than one user account is associated with an organization. For a summary of the number of drivers and organizations that registered in the Clearinghouse, see the table below.

Driver and Organization Registrations



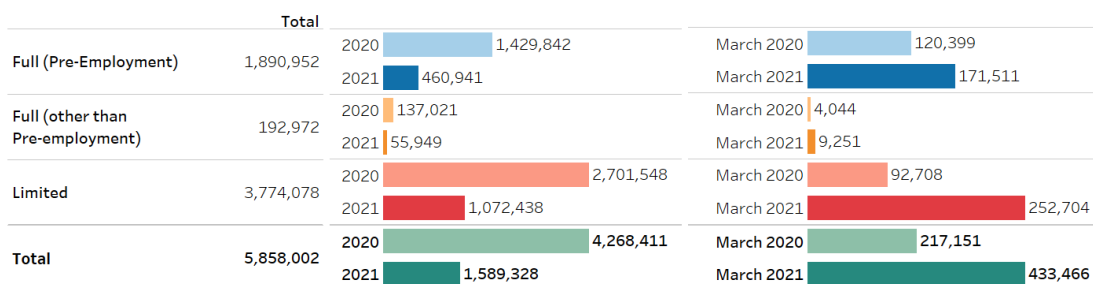
This chart reflects the number of drivers and organizations registered within the Clearinghouse by type.

Number of completed registrations through March 2021, as of April 1, 2021.

QUERIES

Employers are required to conduct queries in the Clearinghouse when hiring a new commercial driver's license (CDL) holder and annually for all CDL drivers they currently employ.

Queries Conducted

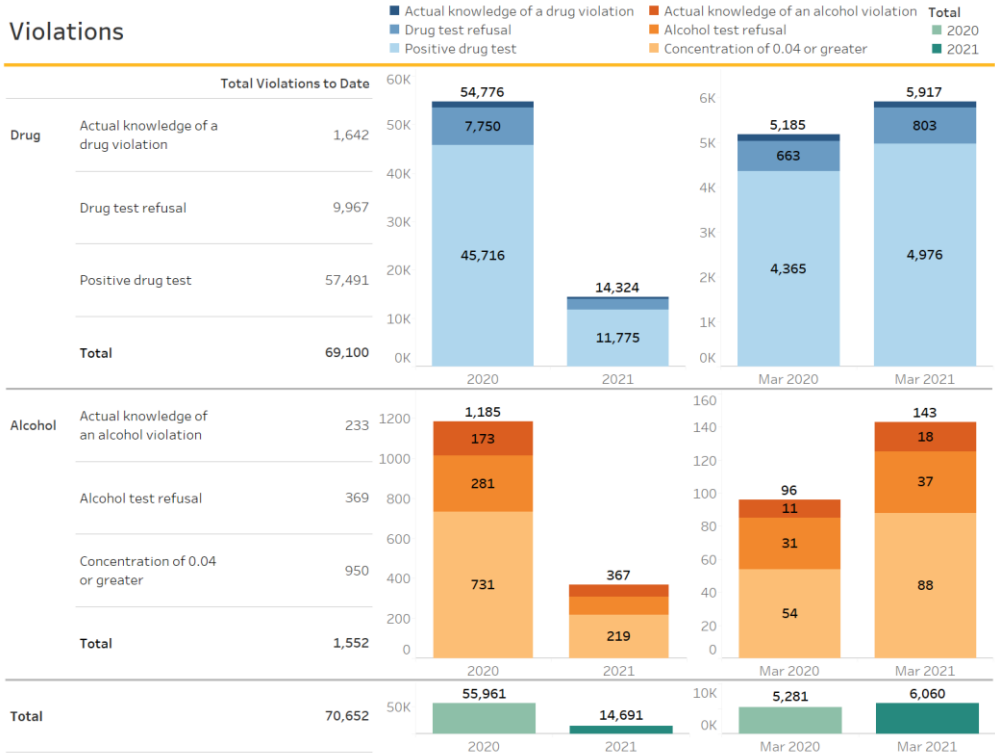


The graph illustrates the number of each type of query conducted by employers, or their designated service agents since January 6, 2020. The full query total includes limited queries that have been elevated to full.

Queries conducted through March 2021, as of 4/1/2021.

VIOLATIONS REPORTED TO CLEARINGHOUSE

Employers or their designated consortia/third-party administrators (C/TPA), and medical review officers (MROs) are required to report violations of the drug and alcohol program.



The graph to the left illustrates the number of violations reported to the Clearinghouse since January 6, 2020.

Violations reported or modified through March 2021, as of 4/1/2021.

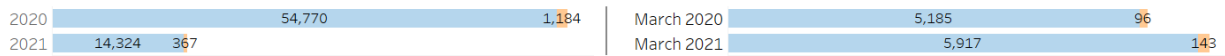
VIOLATIONS REPORTED TO CLEARINGHOUSE CONTINUED

Drug and Alcohol Test Results By Test Type as of 4/1/2021

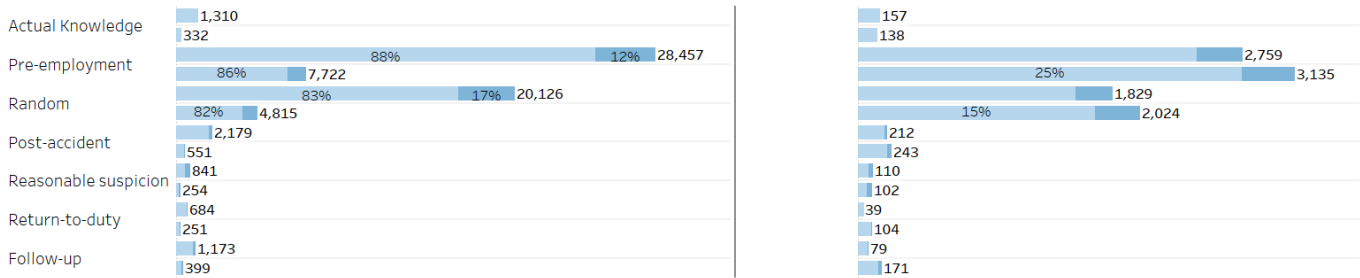
Since January 6, 2020 there were 70,652 test results reported to the Clearinghouse. The table below breaks out these test results by type of test, for controlled substance (drug) tests and alcohol tests. The left side depicts test results by year and the right side compares March 2020 with March 2021.

Note: This table does not include 7 violations (6 drug and 1 alcohol) for which a “reason for test” was not indicated during entry.

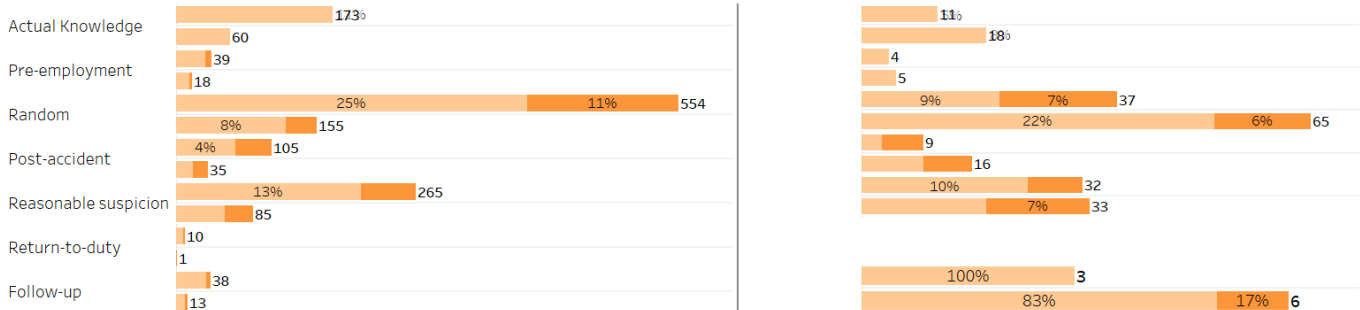
Total Test Results (Drug or Alcohol) by Test Type - Year and Month (March) Comparison



Drug Test Results (Positive or Refusal) by Test Type



Alcohol Test Results (Positive or Refusal) by Test Type



Test Results reported through March 2021 as of 4/1/21

VIOLATIONS REPORTED TO CLEARINGHOUSE CONTINUED

Positive drug tests account for **81%** of the total violations reported.

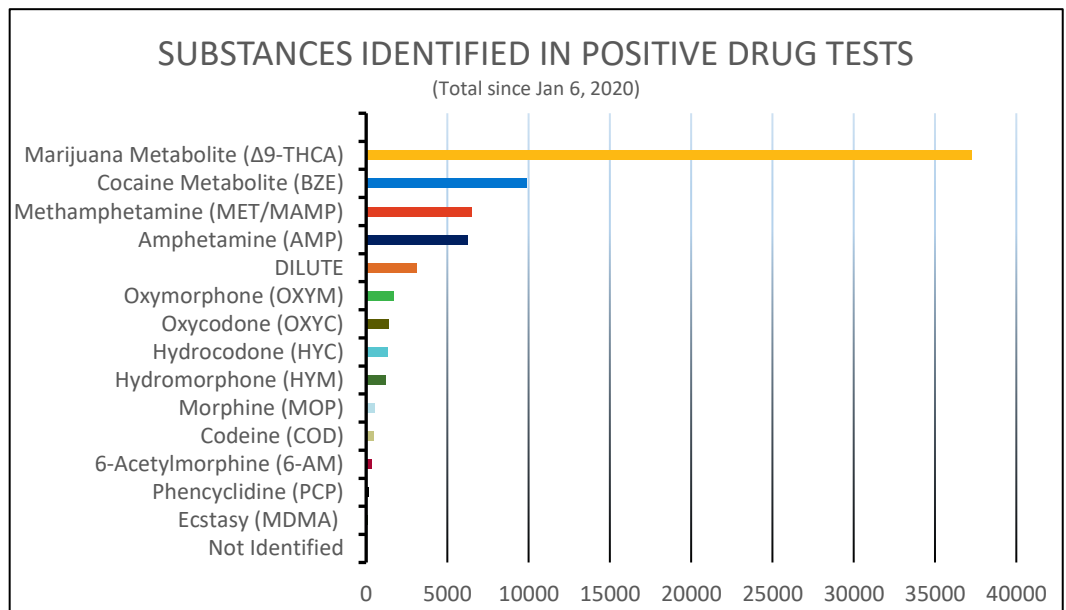
See chart to the right for a breakdown of results reported to the Clearinghouse by year since January 6, 2020 of the number of times a driver tested positive for each substance.

The graph below shows total results reported to the Clearinghouse since January 6, 2020 of the number of times a driver tested positive for each substance.

SUBSTANCES IDENTIFIED IN POSITIVE DRUG TESTS
(as of 4/1/2021)

Substance	2020	2021	# Tests Identified (Total since Jan 6, 2020)
Marijuana Metabolite (Δ9-THCA)	29,511	7,750	37,261
Cocaine Metabolite (BZE)	7,940	1,908	9,848
Methamphetamine (MET/MAMP)	5,187	1,323	6,510
Amphetamine (AMP)	4,953	1,311	6,264
DILUTE	2,398	687	3,085
Oxymorphone (OXYM)	1,372	322	1,694
Oxycodone (OXYC)	1,106	264	1,370
Hydrocodone (HYC)	1,082	241	1,323
Hydromorphone (HYM)	1,000	225	1,225
Morphine (MOP)	443	80	523
Codeine (COD)	386	85	471
6-Acetylmorphine (6-AM)	302	47	349
Phencyclidine (PCP)	137	36	173
Ecstasy (MDMA)	65	14	79
Not Identified	43	0	43
Methylenedioxyamphetamine (MDA)	30	10	40
All substances	55,955	14,303	64,273

Note: More than one substance can appear in a positive drug test



Positive drug tests reported as of 4/1/2021

RETURN-TO-DUTY PROCESSES

If a driver has a drug and alcohol program violation recorded in the Clearinghouse, the driver must be removed from safety-sensitive functions, including operating a commercial motor vehicle, until the return-to-duty (RTD) process is completed. Select milestones of a driver's RTD process are recorded in the Clearinghouse. The table below provides a snapshot of the number of drivers in the RTD process with their status in the Clearinghouse as of April 1, 2021.

Drivers in the Return-to-Duty (RTD) Process

as of 4/1/2021

RTD STATUS	# DRIVERS
All Drivers (with at least 1 violation)	64,846
Drivers in Prohibited Status	54,237
RTD Process Not Started	41,029
Substance Abuse Professional (SAP) Request Sent	497
SAP Designation Confirmed	1,211
SAP Request Declined	205
Initial SAP Assessment Complete	2,676
Determined Eligible for RTD Testing	8,619
Drivers in Not-Prohibited Status*	10,609
RTD Test with Negative Results	10,609
Follow-Up Testing Plan Complete	0

* A driver is no longer prohibited from performing safety-sensitive functions once they have a negative RTD test result.