

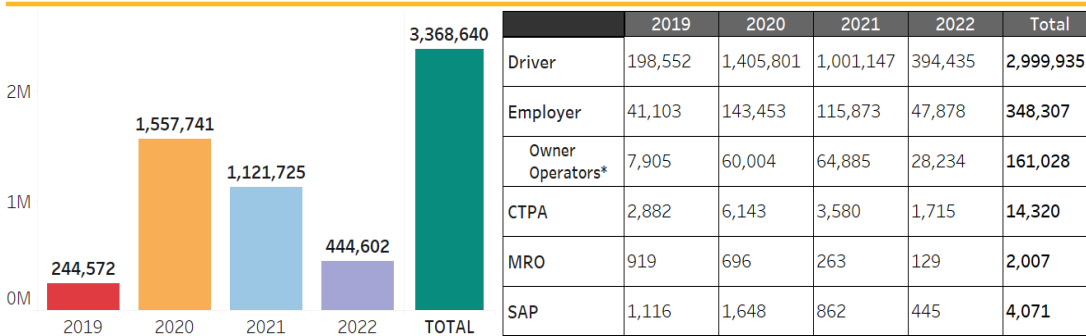
DRUG & ALCOHOL CLEARINGHOUSE

June 2022 Monthly Summary Report

REGISTRATIONS

Registration for the FMCSA Drug and Alcohol Clearinghouse (Clearinghouse) began for all user roles on September 28, 2019. Commercial driver's license (CDL) or commercial learner's permit (CLP) holders, employers, consortia/third-party administrators (C/TPAs), medical review officers (MROs), and substance abuse professionals (SAPs) all must register within the Clearinghouse. In some cases, a single user may have multiple roles within the Clearinghouse. For a summary of the number of drivers and organizations that registered in the Clearinghouse, see the table below.

CDL/CLP Holder and Organization Registrations



Number of completed registrations through June 2022, as of July 1, 2022. * Owner-operator counts are not included in the annual totals, as owner-operators are a subset of Employers and are included in the Employer counts.

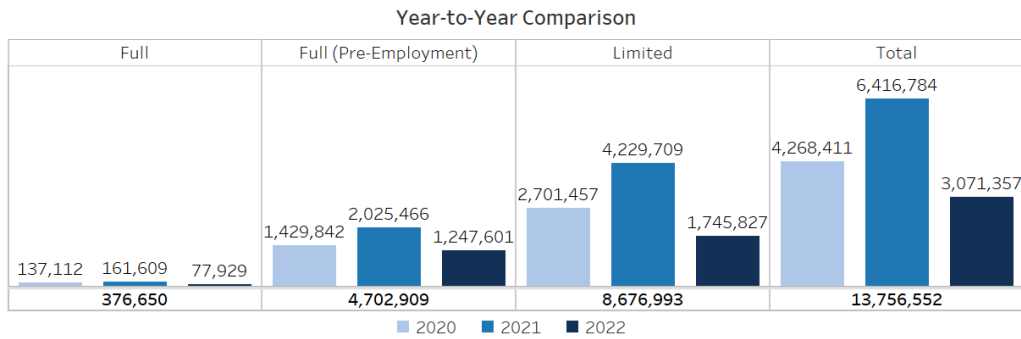
	2019	2020	2021	2022	Total
Driver	198,552	1,405,801	1,001,147	394,435	2,999,935
Employer	41,103	143,453	115,873	47,878	348,307
Owner Operators*	7,905	60,004	64,885	28,234	161,028
CTPA	2,882	6,143	3,580	1,715	14,320
MRO	919	696	263	129	2,007
SAP	1,116	1,648	862	445	4,071

This chart reflects the number of CDL/CLP holders (drivers) and organizations registered within the Clearinghouse by role type since September 28, 2019.

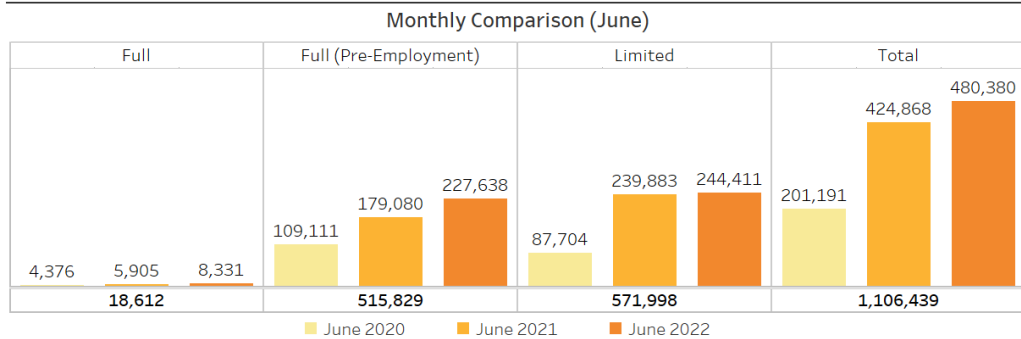
QUERIES

Employers are required to conduct queries in the Clearinghouse when hiring a new CDL/CLP holder and annually for all CDL/CLP holders they currently employ.

Queries Conducted



The graph illustrates the number of each type of query conducted by employers, or their designated C/TPA since January 6, 2020. The full query total includes limited queries that have been elevated to full.



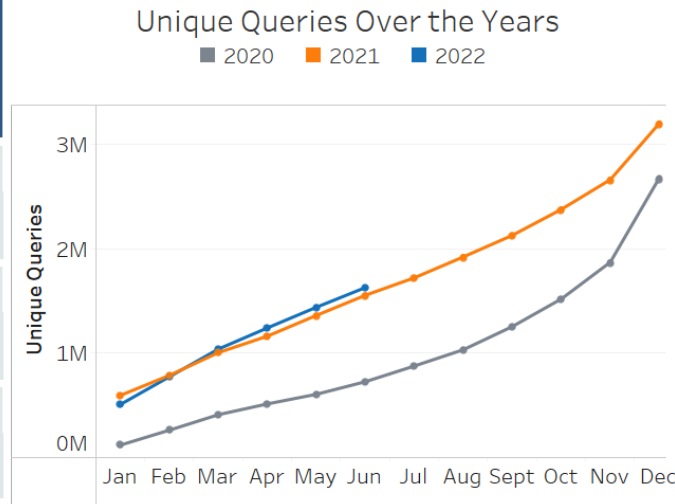
Queries conducted through June 2022, as of July 1, 2022.

QUERIES REPORTED TO CLEARINGHOUSE CONTINUED

Unique CDL/CLP Holders Queried



Total Since: January 6, 2020	4,334,644
Calendar Year 2022	1,629,810
Calendar Year 2021	3,202,843
Calendar Year 2020	2,679,694



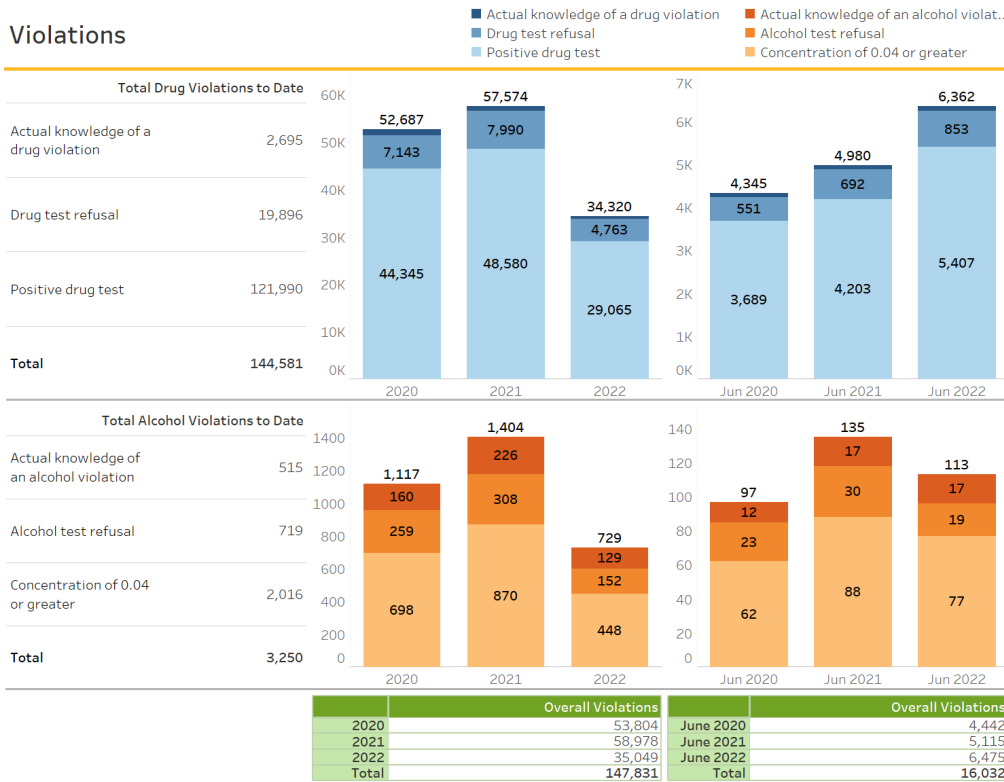
The graph illustrates the number of CDL/CLP holders whose information has been queried by employers (or their designated C/TPA) since January 6, 2020.

Unique drivers queried through June 2022, as of July 1, 2022.

VIOLATIONS REPORTED TO CLEARINGHOUSE

Employers or their designated C/TPA, and MROs are required to report violations of the drug and alcohol program. Since January 6, 2020, there were 147,831 test results reported to the Clearinghouse with violations. The table below breaks out the results by violation type, for controlled substance (drug) tests and alcohol tests. The left side depicts total test results with violations by year and the right side compares total test results with violations for the month of June across three years: 2020, 2021, and 2022.

Violations



The graph to the left illustrates the number of violations reported to the Clearinghouse since January 6, 2020.


Violations reported through June 2022, as of July 1, 2022.

VIOLATIONS REPORTED TO CLEARINGHOUSE CONTINUED

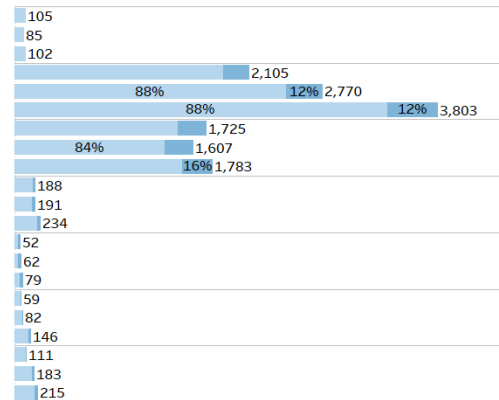
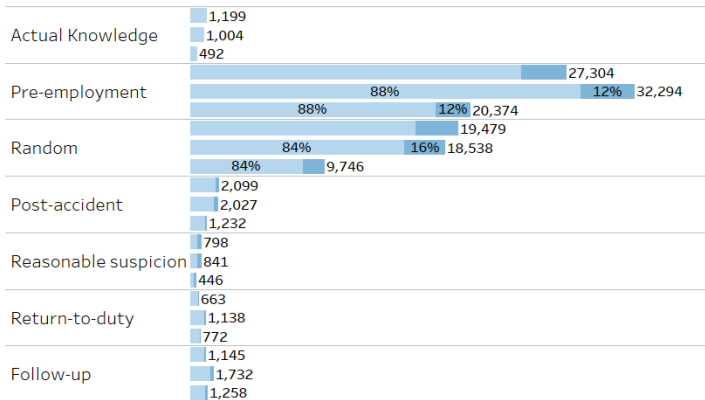
Drug and Alcohol Test Results By Test Type

Since January 6, 2020, there were 147,831 test results reported to the Clearinghouse with violations. The table below breaks out these test results by type of test, for controlled substance (drug) tests and alcohol tests. The left side depicts total test results with violations by year and the right side compares total test results with violations for the month of June across three years: 2020, 2021, and 2022.

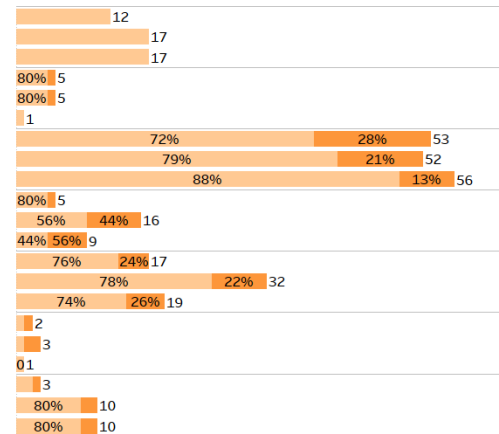
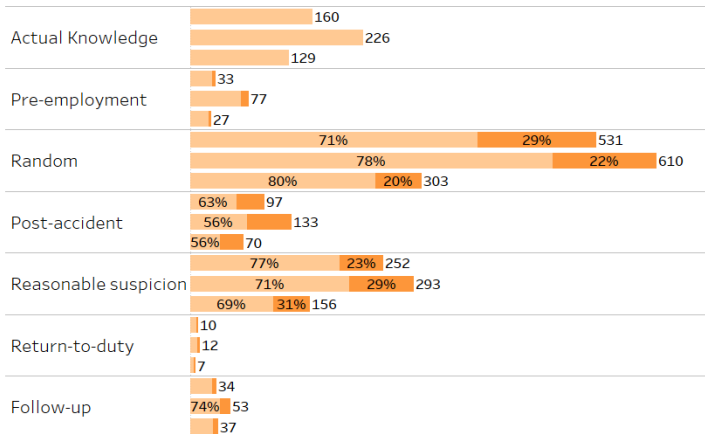
Total Test Results (Drug or Alcohol) by Test Type - Year and Month (June) Comparison



Drug Test Results (Positive or Refusal) by Test Type



Alcohol Test Results (Positive or Refusal) by Test Type



Test Results reported through June 2022, as of July 1, 2022.

VIOLATIONS REPORTED TO CLEARINGHOUSE CONTINUED

Positive drug tests account for **83%** of the total violations reported.

See chart to the right for a breakdown of results reported to the Clearinghouse by year since January 6, 2020 of the number of times a driver tested positive for each substance.

The graph below shows total results reported to the Clearinghouse since January 6, 2020 of the number of times a driver tested positive for each substance.

Note: To date, there have been 6,286 reports of dilute specimens, with 1,495 occurring in 2022. A positive dilute result indicates that drugs were detected despite the dilution of the sample. Dilute specimens are therefore reflected in the total substance counts.

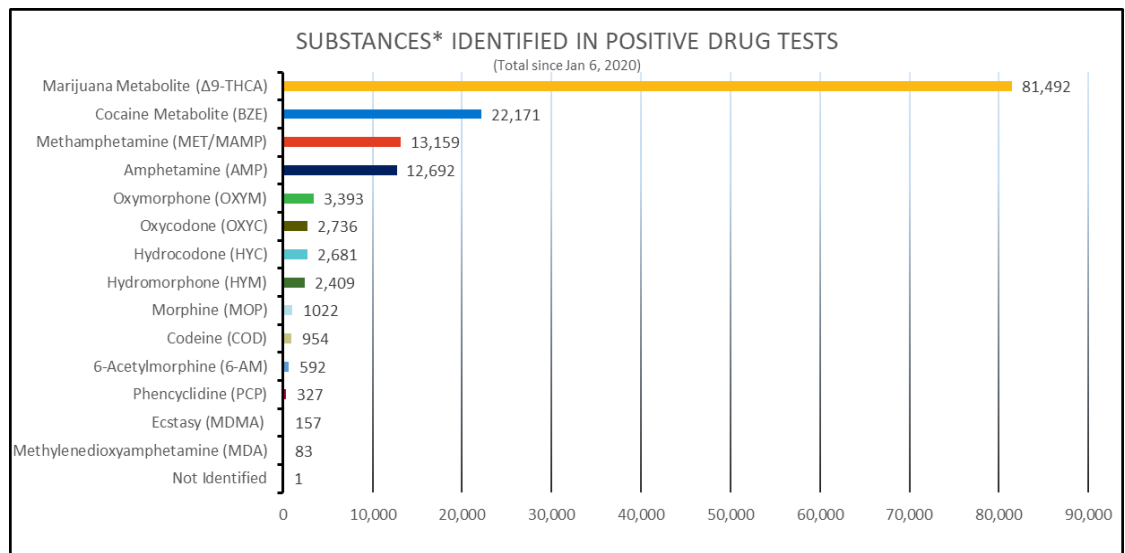
SUBSTANCES IDENTIFIED IN POSITIVE DRUG TESTS

Substance	2020	2021	2022	# Tests Identified*
Marijuana Metabolite (Δ9-THCA)	29,511	31,085	20,896	81,492
Cocaine Metabolite (BZE)	7,940	8,765	5,466	22,171
Methamphetamine (MET/MAMP)	5,187	5,082	2,890	13,159
Amphetamine (AMP)	4,953	4,904	2,835	12,692
Oxymorphone (OXYM)	1,372	1,276	745	3,393
Oxycodone (OXYC)	1,106	1,049	581	2,736
Hydrocodone (HYC)	1,082	1,048	551	2,681
Hydromorphone (HYM)	1,000	930	479	2,409
Morphine (MOP)	443	353	226	1,022
Codeine (COD)	386	329	239	954
6-Acetylmorphine (6-AM)	302	191	99	592
Phencyclidine (PCP)	137	118	72	327
Ecstasy (MDMA)	65	60	32	157
Methylenedioxyamphetamine (MDA)	30	33	20	83
Not Identified	0	0	1	1
All substances	53,514	55,223	35,132	143,869

(Reported through June 2022, as of July 1, 2022)

*Total since January 6, 2020

Note: More than one substance can appear in a positive drug test



Positive drug tests reported through June 2022, as of July 1, 2022.

RETURN-TO-DUTY PROCESSES

If a CDL/CLP holder has a drug and alcohol program violation recorded in the Clearinghouse, the CDL/CLP holder must be removed from safety-sensitive functions, including operating a commercial motor vehicle, until the return-to-duty (RTD) process is completed. Select milestones of a driver's RTD process are recorded in the Clearinghouse. The table below provides a snapshot of the number of drivers in the RTD process with their status in the Clearinghouse as of July 1, 2022.

CDL/CLP Holders in the Return-to-Duty (RTD) Process as of July 1, 2022

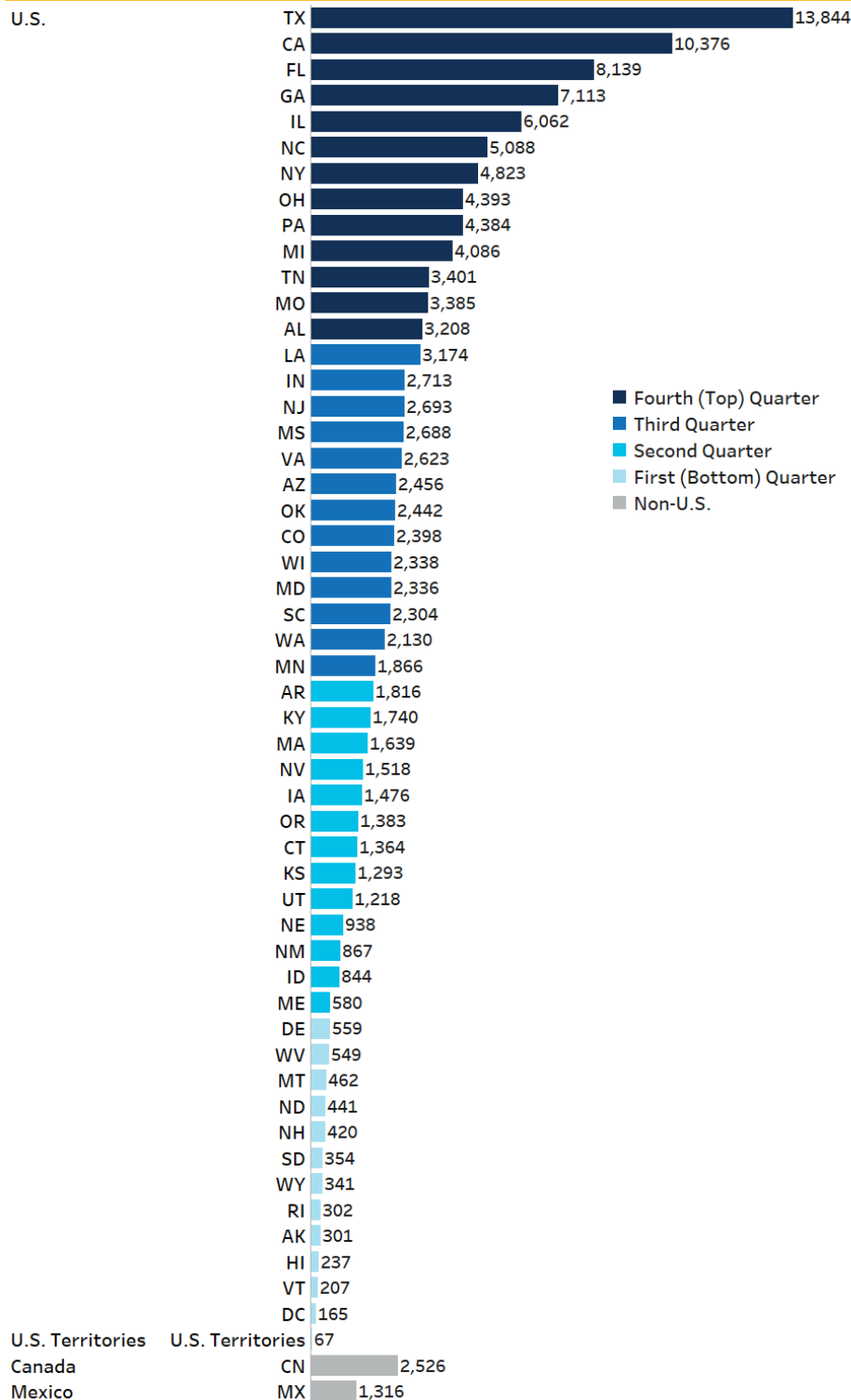
RTD STATUS	# DRIVERS
All Drivers (with at least 1 violation)	135,393
CDL/CLP holders in Prohibited Status	100,279
RTD Process Not Started	75,717
Substance Abuse Professional (SAP) Request Sent	996
SAP Designation Confirmed	2,677
SAP Request Declined	578
Initial SAP Assessment Complete	4,752
Determined Eligible for RTD Testing	15,559
CDL/CLP Holders in Not-Prohibited Status*	35,114
RTD Test with Negative Results	30,558
Follow-Up Testing Plan Complete	4,556

* A driver is no longer prohibited from performing safety-sensitive functions once they have a negative RTD test result.

INFORMATION BY LOCATION

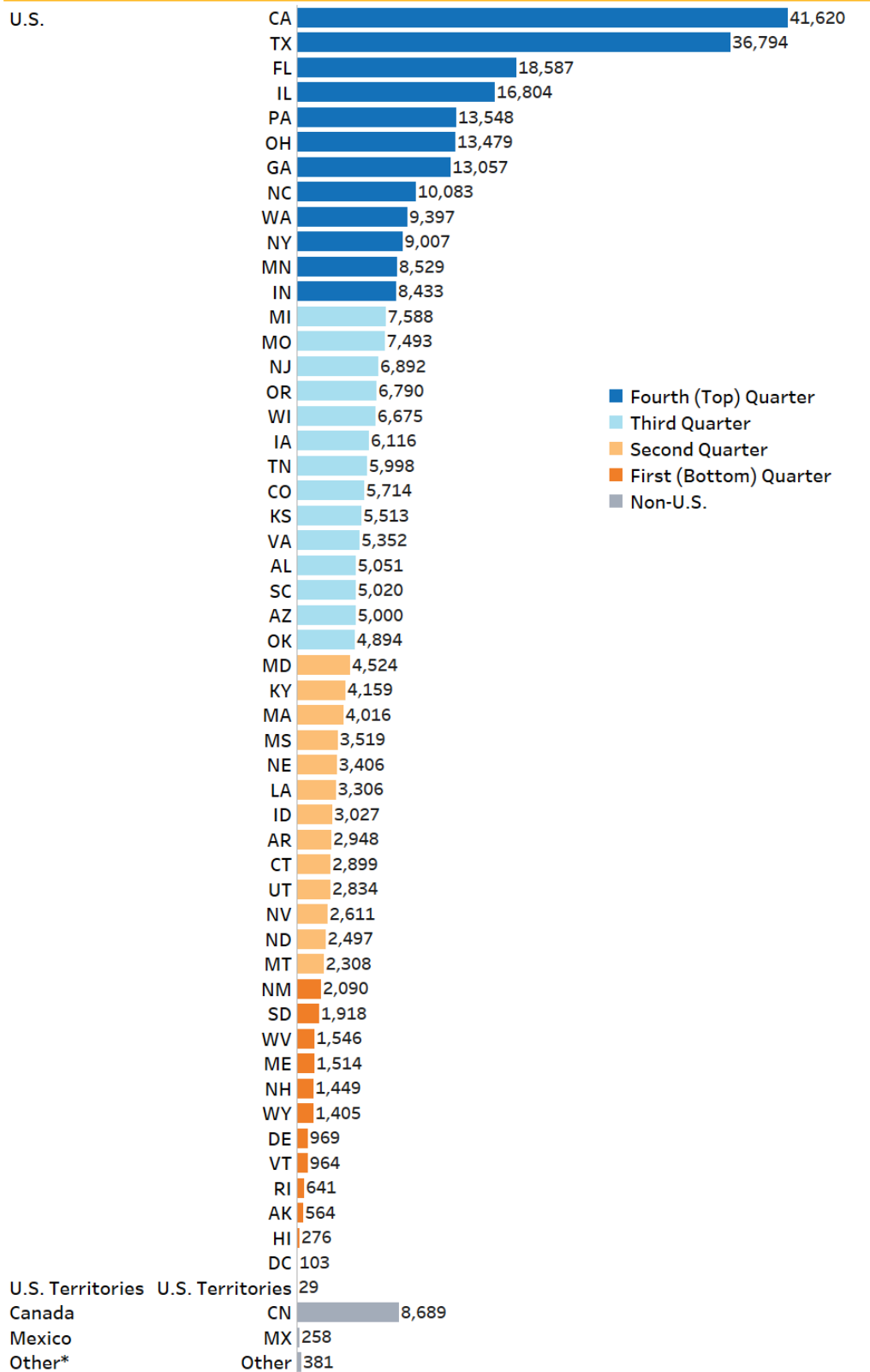
The following tables provide breakdowns of violations based on the jurisdiction that issued the driver's CDL/CLP and the number of registered employers by their domicile.

Violations Reported, by Location of CDL/CLP Issuance



Violations (by location) reported or modified through June 2022, as of July 1, 2022.

Unique Registered Employers by Location



Number of registered employers through June 2022, as of July 1, 2022. * "Other" represents data where the location is missing or otherwise not able to be determined.