



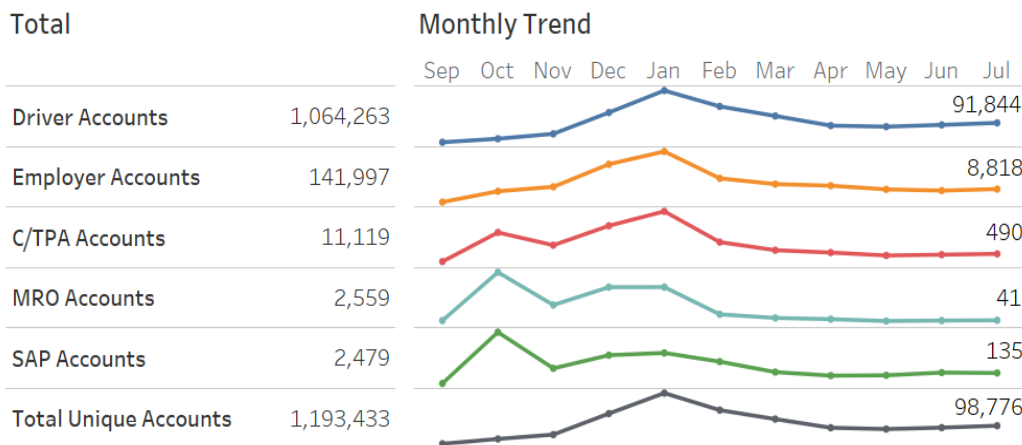
DRUG & ALCOHOL CLEARINGHOUSE

July 2020 Monthly Summary Report

REGISTRATIONS

Registration for the FMCSA Drug and Alcohol Clearinghouse (Clearinghouse) began for all user roles on September 28, 2019. User roles include: drivers, employers, consortia/third-party administrators (C/TPAs), medical review officers (MROs), and substance abuse professionals (SAPs). The graph below illustrates the number of registrations for each type of user, by month, as well as the total number of unique registrations.

USER REGISTRATIONS



Number of completed registrations through July 2020, as of 8:00 AM on 8/1/2020.

This chart reflects the number of Clearinghouse users who have registered as each role (users may register as multiple roles).

In many cases, more than one user account is associated with a single organization. For a summary of the number of organizations that are registered in the Clearinghouse, see the table below.

Organizations Registered in the Clearinghouse

130,475
EMPLOYERS

42,348
AS OWNER-OPERATORS

70,397
LINKED TO FMCSA
PORTAL ACCOUNT

7,806
C/TPAs

2,386
SAPs

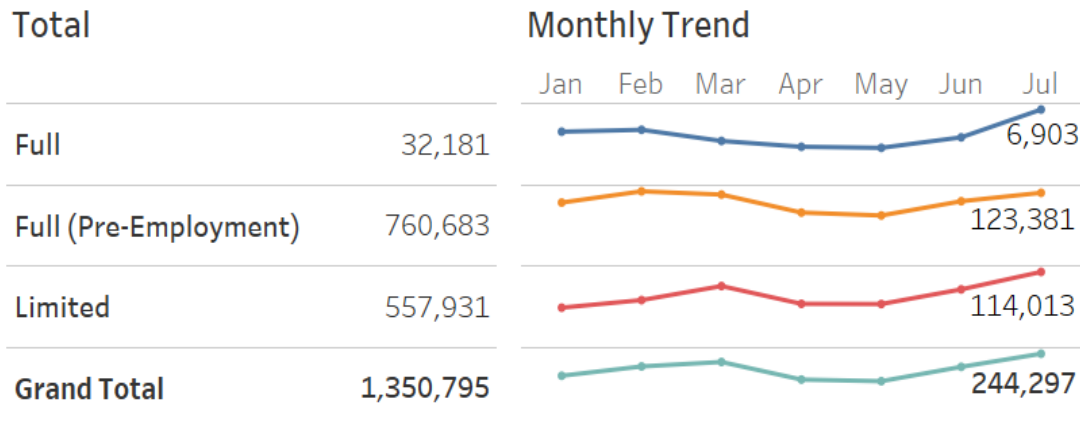
1,492
MROs

Organizations registered as of 8/1/2020

QUERIES

Employers are required to conduct queries in the Clearinghouse when hiring a new commercial driver’s license (CDL) holder and annually for all CDL drivers they currently employ.

QUERIES CONDUCTED



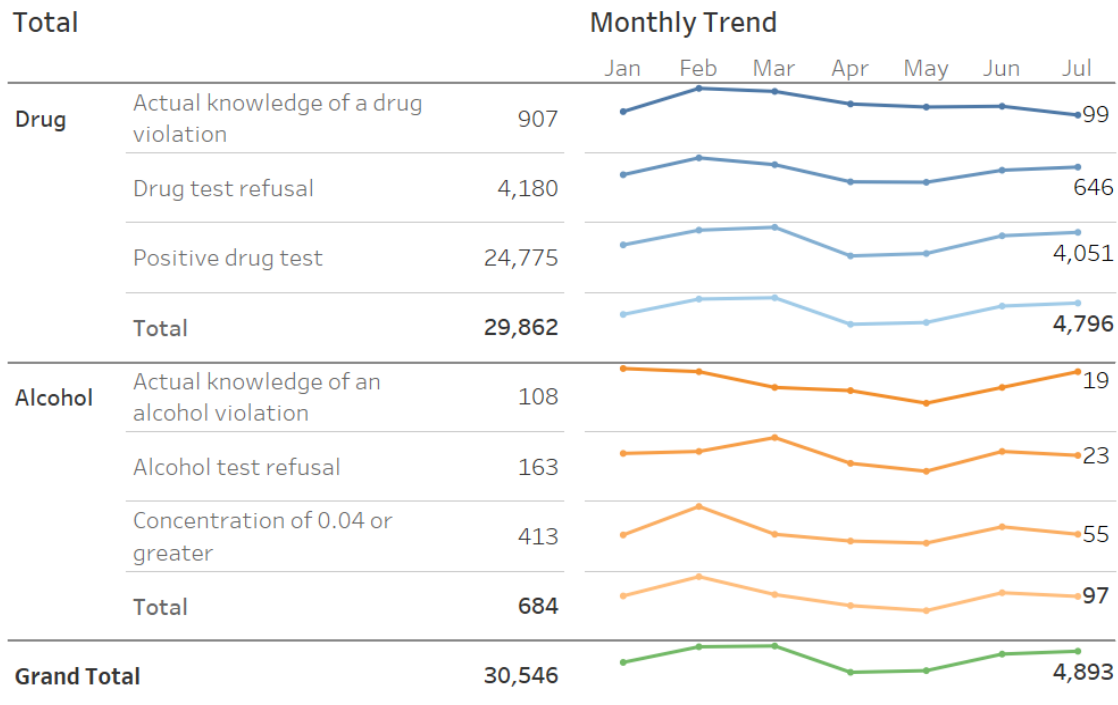
The graph illustrates the number of each type of query that has been conducted by employers, or their designated service agents, by month.

Queries conducted through July 2020, as of 8:00 AM on 8/1/2020.

VIOLETIONS REPORTED TO CLEARINGHOUSE

Employers or their designated consortia/third-party administrators (C/TPA), and medical review officers (MROs) are required to report violations of the drug and alcohol program.

VIOLETIONS



The graph to the left illustrates the number of violations that have been reported to the Clearinghouse, by month.

Violations reported or modified through July 2020, as of 8:00 AM on 8/1/2020.

VIOLATIONS REPORTED TO CLEARINGHOUSE CONTINUED

Drug and Alcohol Test Results By Test Type

(as of 8/1/2020)

TEST TYPE	DRUG	ALCOHOL	TOTAL
Total Violations	29,862	684	30,546
None (Actual Knowledge)	907	108	1,015
Follow Up	625	18	643
Refusal	78	2	
Positive	547	16	
Post-Accident	1,319	60	1,379
Refusal	153	27	
Positive	1,166	33	
Pre-Employment	15,875	27	15,902
Refusal	2,008	6	
Positive	13,867	21	
Random	10,274	294	10,568
Refusal	1,703	90	
Positive	8,571	204	
Reasonable Suspicion	515	172	687
Refusal	201	36	
Positive	314	136	
Return to Duty	347	5	352
Refusal	37	2	
Positive	310	3	

The table to the left notes the number of test results reported to the Clearinghouse, by type of test, for controlled substance (drug) tests, alcohol tests, and a combined total.

VIOLATIONS REPORTED TO CLEARINGHOUSE CONTINUED

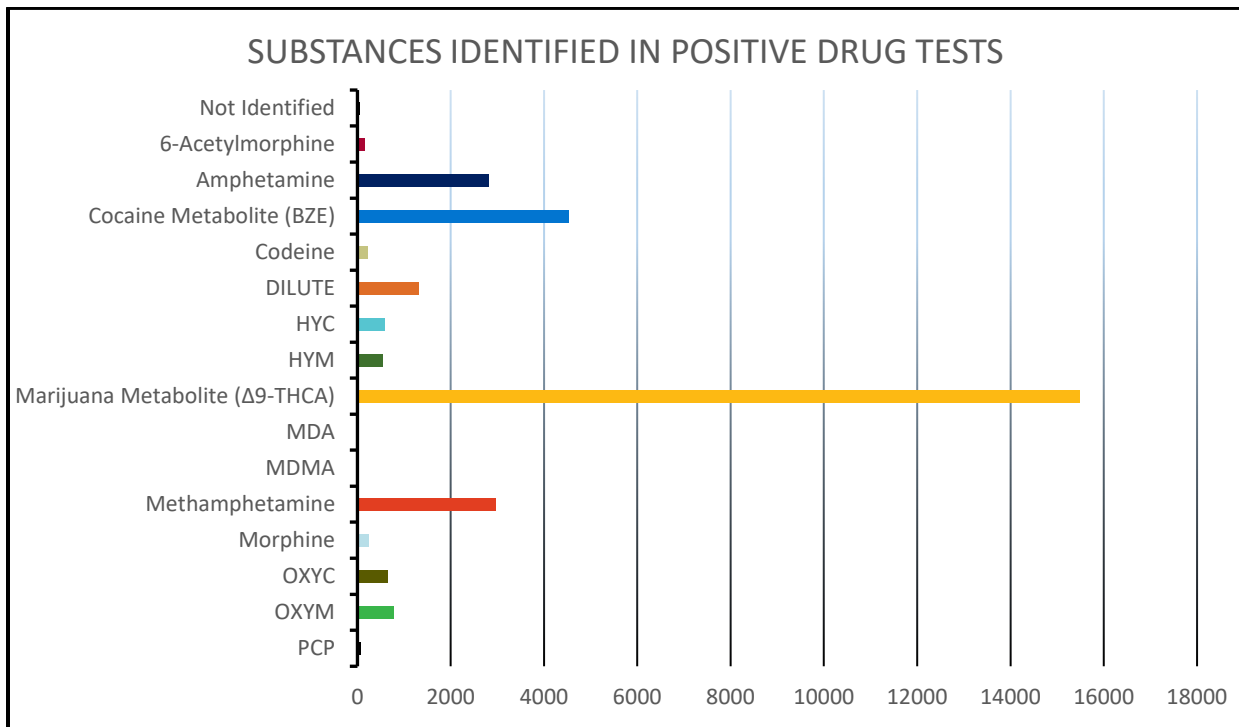
Positive drug tests account for **81%** of the total violations reported.

See chart to the right and the graph below for a breakdown of the number of times a driver tested positive for each substance.

SUBSTANCES IDENTIFIED IN POSITIVE DRUG TESTS
as of 8/1/2020

Substance	# Tests Identified
Not Identified	43
6-Acetylmorphine	164
Amphetamine	2,828
Cocaine Metabolite (BZE)	4,544
Codeine	215
DILUTE	1,324
HYC	599
HYM	540
Marijuana Metabolite (Δ9-THCA)	15,492
MDA	15
MDMA	32
Methamphetamine	2,979
Morphine	257
OXYC	649
OXYM	778
PCP	72
All substances	30,531

Note: More than one substance can appear in a positive drug test



Positive drug tests reported as of 8/1/2020

RETURN-TO-DUTY PROCESSES

If a driver has a drug and alcohol program violation recorded against him or her in the Clearinghouse, that driver must be removed from safety-sensitive functions, including operating a commercial motor vehicle, until he or she has completed a return-to-duty (RTD) process. Select milestones of a driver's RTD process are recorded in the Clearinghouse. The table below provides a snapshot of the number of drivers who had an open or resolved RTD process in the Clearinghouse as of August 1, 2020.

Drivers in the Return-to-Duty (RTD) Process

as of 8/1/2020

RTD STATUS	# DRIVERS
All Drivers (with at least 1 violation)	28,445
Drivers in Prohibited Status	26,433
RTD Process Not Started	21,053
Substance Abuse Professional (SAP) Request Sent	256
SAP Designation Confirmed	491
SAP Request Declined	52
Initial SAP Assessment Complete	1,255
Determined Eligible for RTD Testing	3,326
Drivers in Not-Prohibited Status	2,012
RTD Test with Negative Results	2,012
Follow-Up Testing Plan Complete	0