

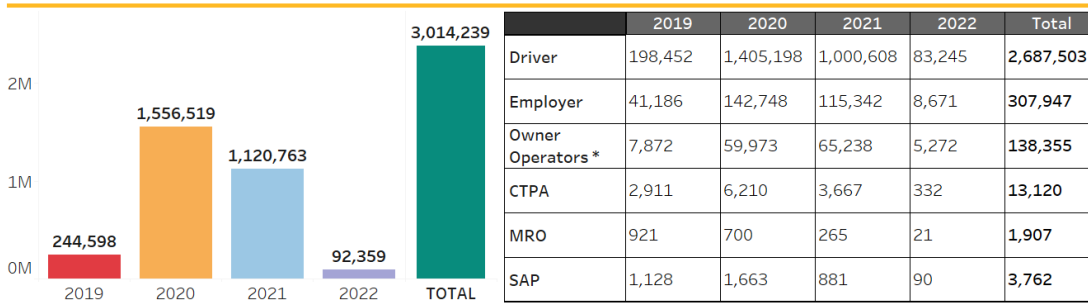
DRUG & ALCOHOL CLEARINGHOUSE

January 2022 Monthly Summary Report

REGISTRATIONS

Registration for the FMCSA Drug and Alcohol Clearinghouse (Clearinghouse) began for all user roles on September 28, 2019. Commercial driver's license (CDL) or commercial learner's permit (CLP) holders, employers, consortia/third-party administrators (C/TPAs), medical review officers (MROs), and substance abuse professionals (SAPs) all must register within the Clearinghouse. In some cases, a single user may have multiple roles within the Clearinghouse. For a summary of the number of drivers and organizations that registered in the Clearinghouse, see the table below.

CDL/CLP Holder and Organization Registrations



Number of completed registrations through January 2022, as of 2/1/2022. * Owner-operator counts are not included in the annual totals, as owner-operators are a subset of Employers and are included in the Employer counts.

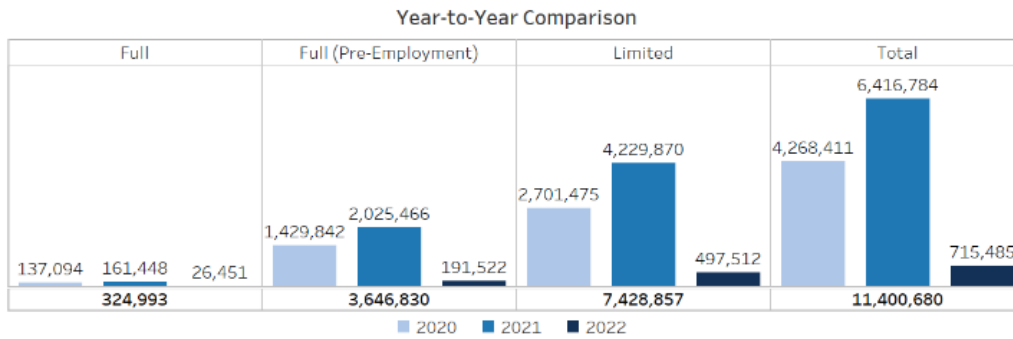
	2019	2020	2021	2022	Total
Driver	198,452	1,405,198	1,000,608	83,245	2,687,503
Employer	41,186	142,748	115,342	8,671	307,947
Owner Operators*	7,872	59,973	65,238	5,272	138,355
CTPA	2,911	6,210	3,667	332	13,120
MRO	921	700	265	21	1,907
SAP	1,128	1,663	881	90	3,762

This chart reflects the number of CDL/CLP holders (drivers) and organizations registered within the Clearinghouse by role type since September 28, 2019.

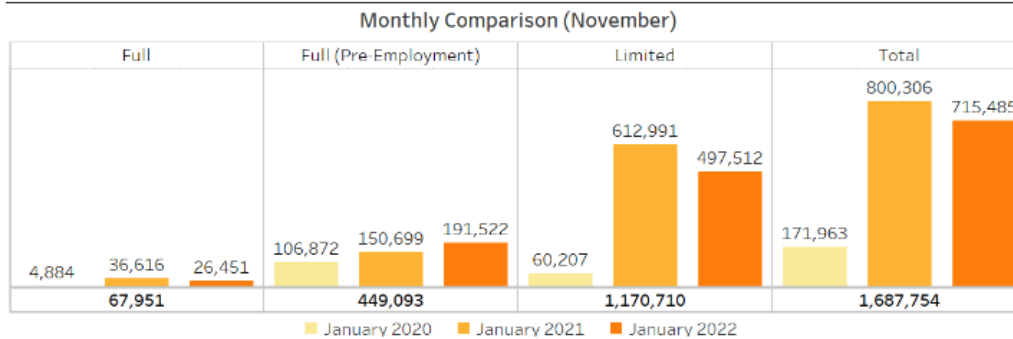
QUERIES

Employers are required to conduct queries in the Clearinghouse when hiring a new CDL/CLP holder and annually for all CDL/CLP holders they currently employ.

Queries Conducted



The graph illustrates the number of each type of query conducted by employers, or their designated C/TPA since January 6, 2020. The full query total includes limited queries that have been elevated to full.



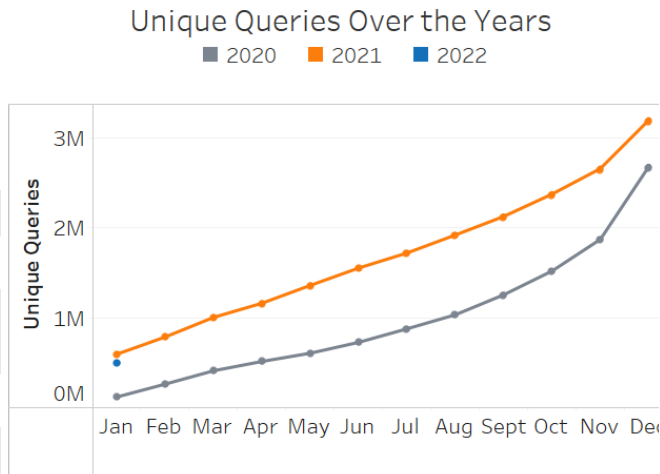
Queries conducted through January 2022, as of 2/1/2022.

QUERIES REPORTED TO CLEARINGHOUSE CONTINUED

Unique CDL/CLP Holders Queried



Total Since: January 6, 2020	4,032,304
Calendar Year 2022	498,496
Calendar Year 2021	3,196,450
Calendar Year 2020	2,678,592



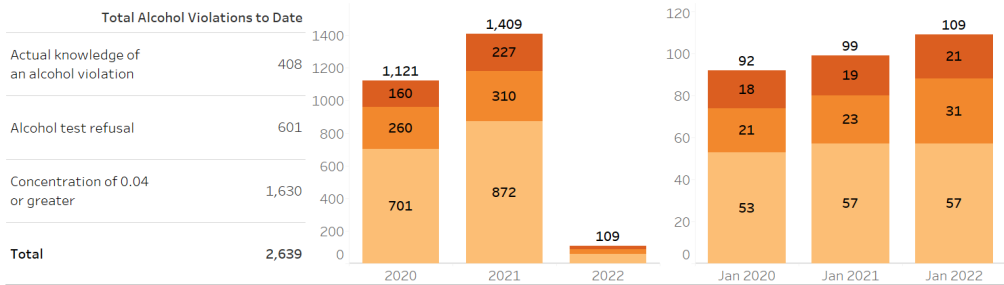
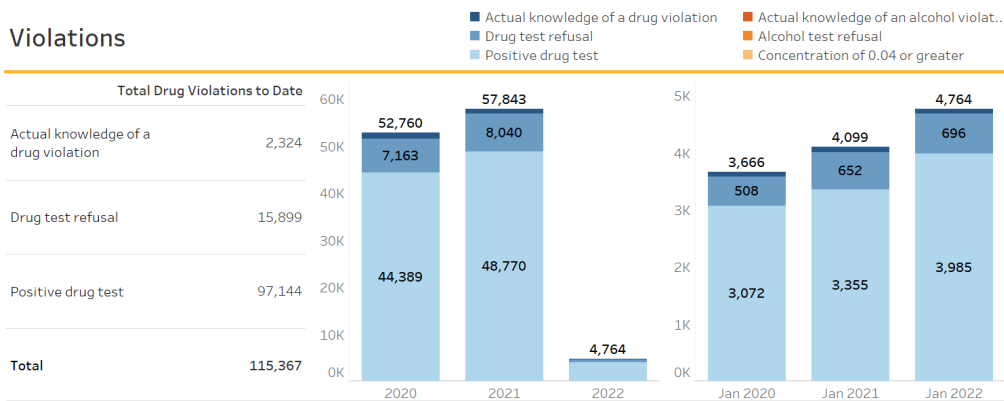
The graph illustrates the number of CDL/CLP holders whose information has been queried by employers (or their designated C/TPA) since January 6, 2020.

Unique drivers queried through January 2022, as of 2/1/2022.

VIOLATIONS REPORTED TO CLEARINGHOUSE

Employers or their designated C/TPA, and MROs are required to report violations of the drug and alcohol program.

Violations



The graph to the left illustrates the number of violations reported to the Clearinghouse since January 6, 2020.

Overall Violations		Overall Violations	
2020	53,881	January 2020	3,758
2021	59,252	January 2021	4,198
2022	4,873	January 2022	4,873
Total	118,006	Total	12,829

Violations reported through January 2022, as of 2/1/2022.

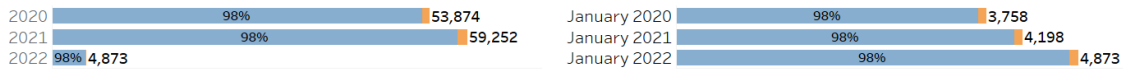
VIOLATIONS REPORTED TO CLEARINGHOUSE CONTINUED

Drug and Alcohol Test Results By Test Type

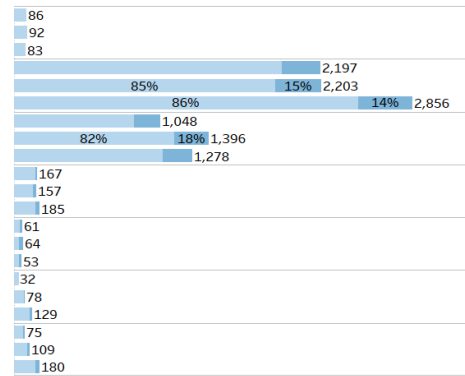
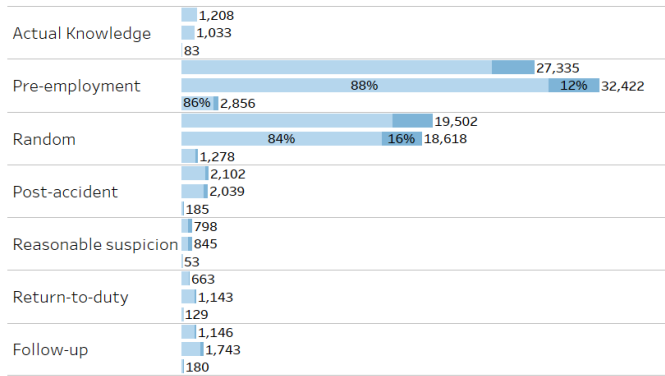
Since January 6, 2020 there were 117,999 test results reported to the Clearinghouse. The table below breaks out these test results by type of test, for controlled substance (drug) tests and alcohol tests. The left side depicts test results by year and the right side compares January 2021 with January 2022.

Note: This table does not include 7 violations (6 drug and 1 alcohol) for which a "reason for test" was not indicated during entry.

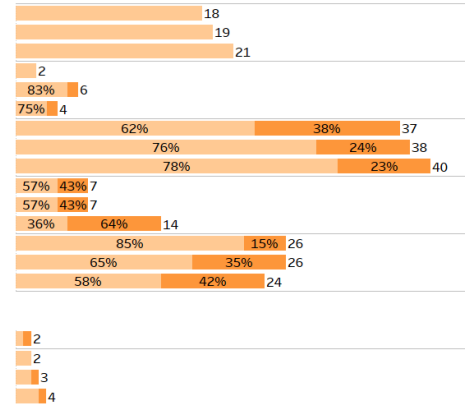
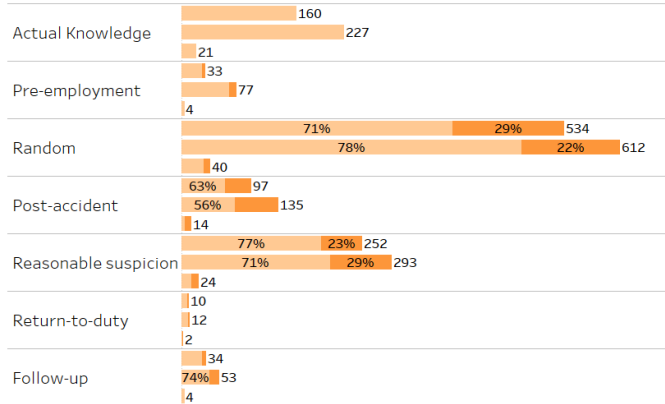
Total Test Results (Drug or Alcohol) by Test Type - Year and Month (January) Comparison



Drug Test Results (Positive or Refusal) by Test Type



Alcohol Test Results (Positive or Refusal) by Test Type



Test Results reported through January 2022, as of 2/1/2022.

VIOLATIONS REPORTED TO CLEARINGHOUSE CONTINUED

SUBSTANCES IDENTIFIED IN POSITIVE DRUG TESTS

Positive drug tests account for **82%** of the total violations reported.

See chart to the right for a breakdown of results reported to the Clearinghouse by year since January 6, 2020 of the number of times a driver tested positive for each substance.

The graph below shows total results reported to the Clearinghouse since January 6, 2020 of the number of times a driver tested positive for each substance.

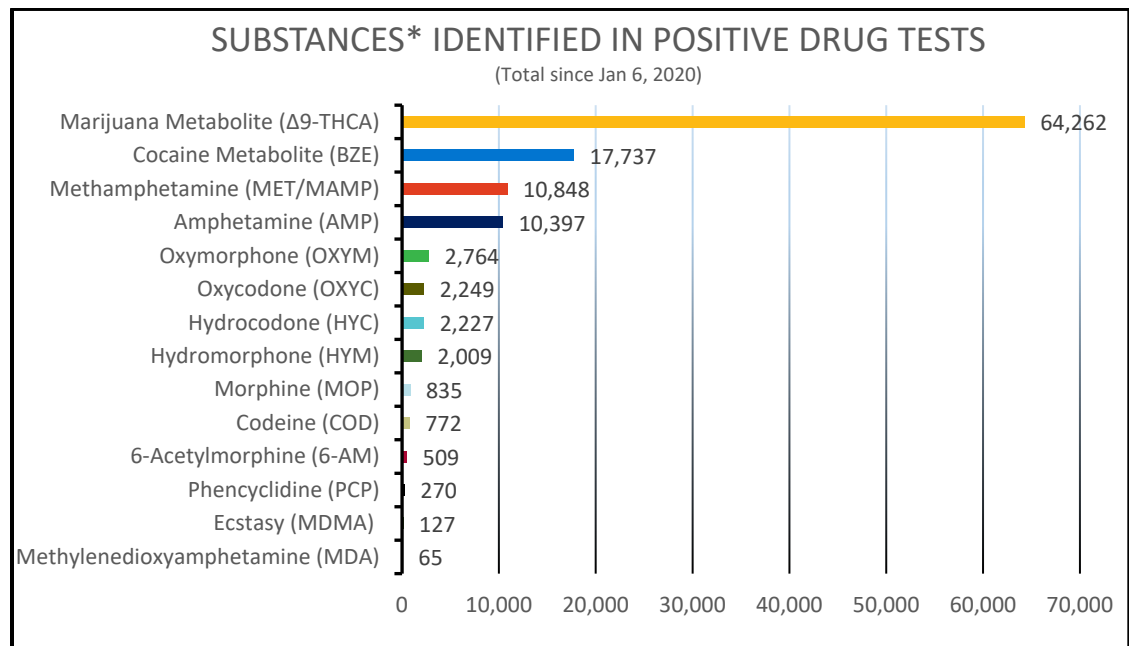
Note: To date, there have been 5,050 reports of dilute specimens, with 259 occurring in 2022. Reports of dilute specimens must also indicate an identified substance, therefore these dilute specimens are reflected in the total substance counts.

Substance	2020	2021	2022	# Tests Identified*
Marijuana Metabolite (Δ9-THCA)	29,511	31,085	3,666	64,262
Cocaine Metabolite (BZE)	7,940	8,765	1,032	17,737
Methamphetamine (MET/MAMP)	5,187	5,082	579	10,848
Amphetamine (AMP)	4,953	4,904	540	10,397
Oxymorphone (OXYM)	1,372	1,276	116	2,764
Oxycodone (OXYC)	1,106	1,049	94	2,249
Hydrocodone (HYC)	1,082	1,048	97	2,227
Hydromorphone (HYM)	1,000	930	79	2,009
Morphine (MOP)	443	353	39	835
Codeine (COD)	386	329	57	772
6-Acetylmorphine (6-AM)	302	191	16	509
Phencyclidine (PCP)	137	118	15	270
Ecstasy (MDMA)	65	60	2	127
Methylenedioxyam-phetamine (MDA)	30	33	2	65
All substances	53,514	55,223	6,334	115,071

(Reported through January 2022, as of 2/1/2022)

*Total since January 6, 2020

Note: More than one substance can appear in a positive drug test



Positive drug tests reported through January 2022, as of 2/1/22

RETURN-TO-DUTY PROCESSES

If a CDL/CLP holder has a drug and alcohol program violation recorded in the Clearinghouse, the CDL/CLP holder must be removed from safety-sensitive functions, including operating a commercial motor vehicle, until the return-to-duty (RTD) process is completed. Select milestones of a driver's RTD process are recorded in the Clearinghouse. The table below provides a snapshot of the number of drivers in the RTD process with their status in the Clearinghouse as of February 1, 2022.

CDL/CLP Holders in the Return-to-Duty (RTD) Process as of 2/1/2022

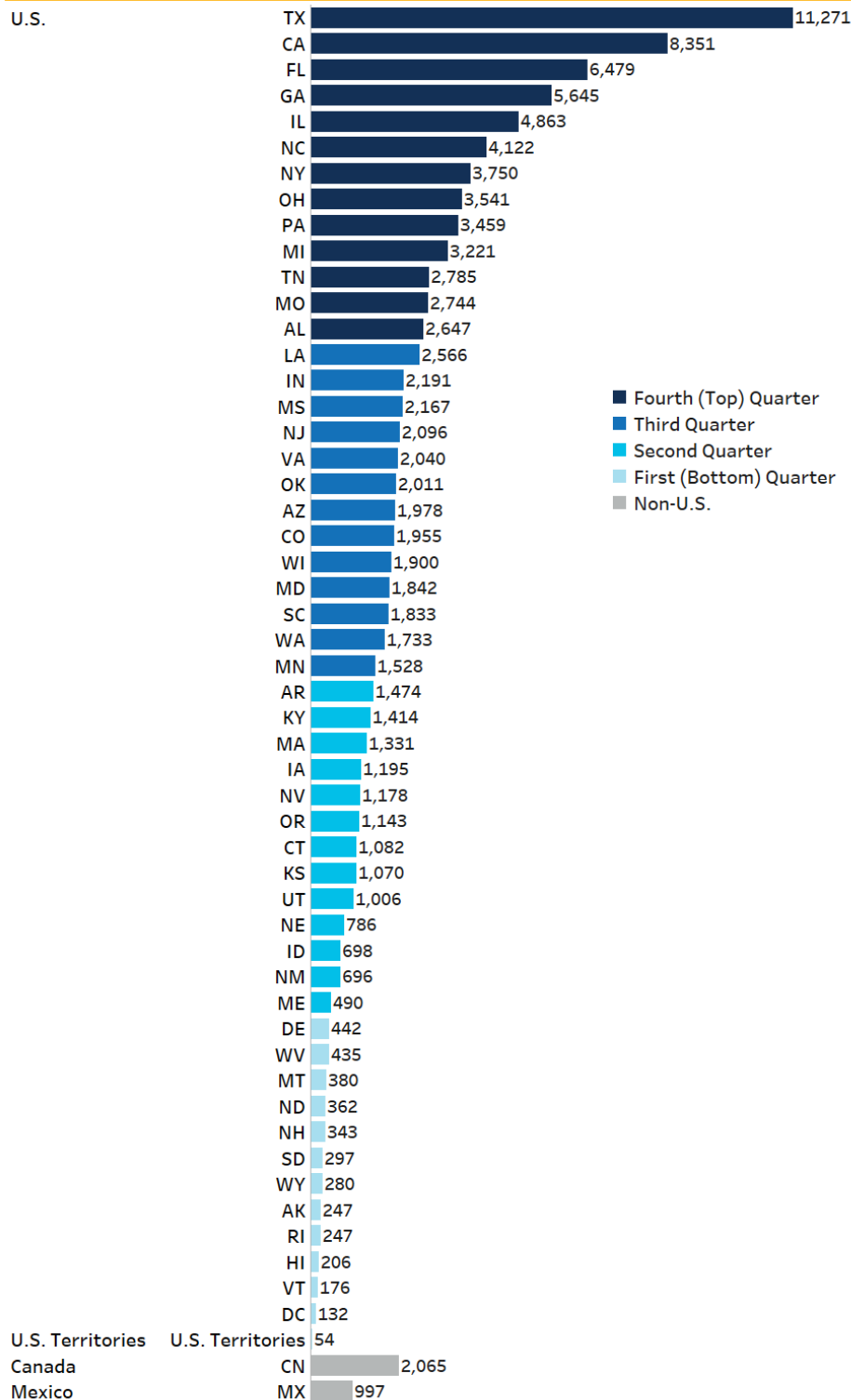
RTD STATUS	# DRIVERS
All Drivers (with at least 1 violation)	108,950
CDL/CLP holders in Prohibited Status	83,283
RTD Process Not Started	62,625
Substance Abuse Professional (SAP) Request Sent	706
SAP Designation Confirmed	2,124
SAP Request Declined	471
Initial SAP Assessment Complete	3,994
Determined Eligible for RTD Testing	13,363
CDL/CLP Holders in Not-Prohibited Status*	25,667
RTD Test with Negative Results	23,171
Follow-Up Testing Plan Complete	2,496

* A driver is no longer prohibited from performing safety-sensitive functions once they have a negative RTD test result.

INFORMATION BY LOCATION

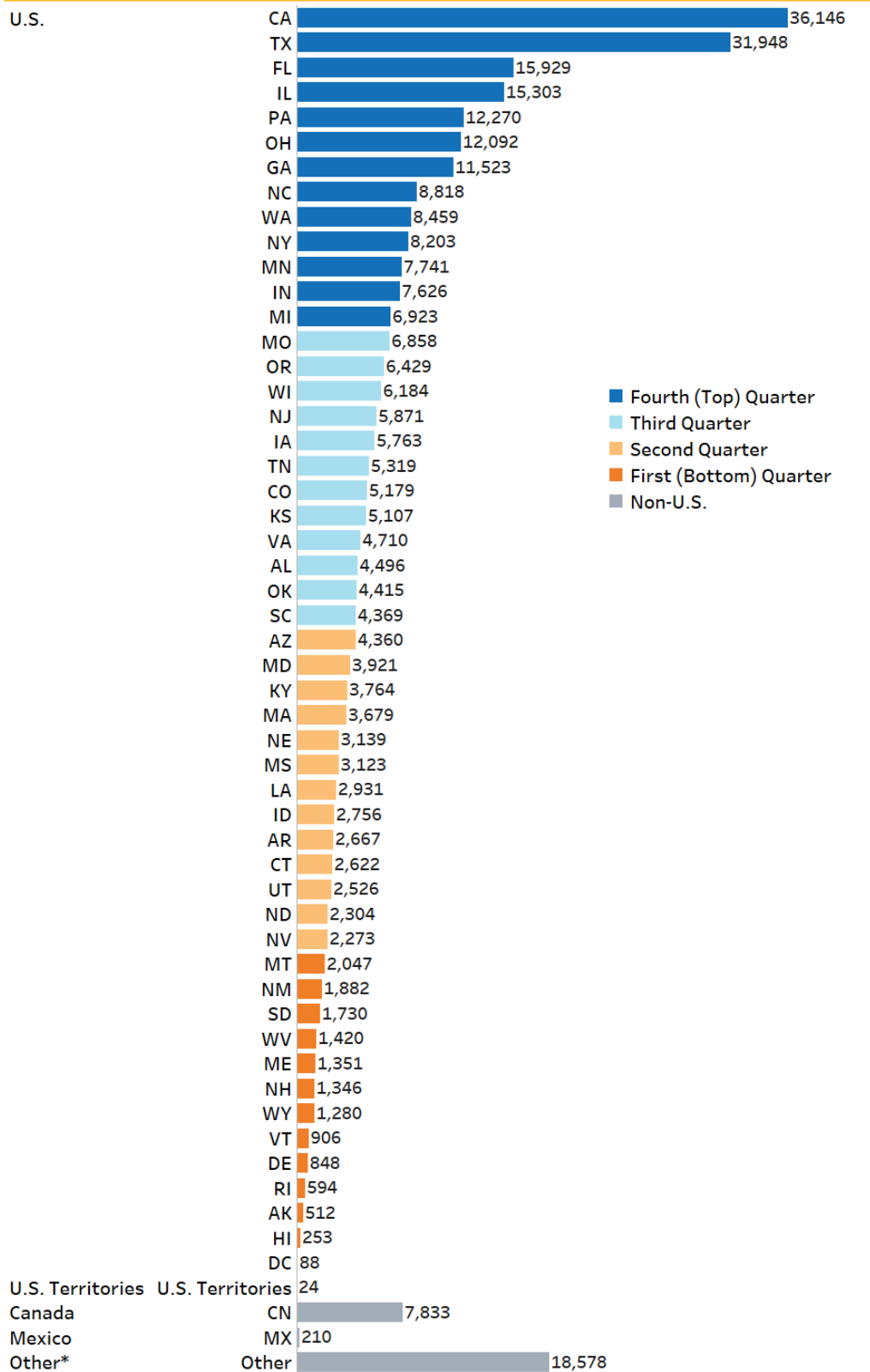
The following tables provide breakdowns of violations based on the jurisdiction that issued the driver's CDL/CLP and the number of registered employers by their domicile.

Violations Reported, by Location of CDL/CLP Issuance



Violations (by location) reported or modified through January 2022, as of 2/1/2022.

Unique Registered Employers by Location



Number of registered employers through January 2022, as of 2/1/2022. * "Other" represents data where the location is missing or otherwise not able to be determined.