

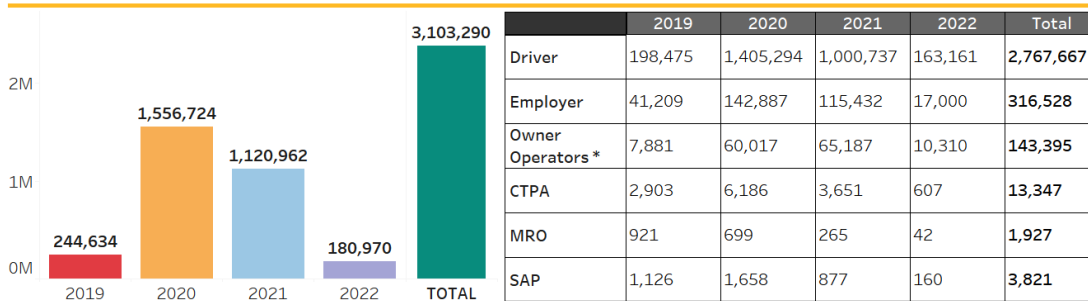
DRUG & ALCOHOL CLEARINGHOUSE

February 2022 Monthly Summary Report

REGISTRATIONS

Registration for the FMCSA Drug and Alcohol Clearinghouse (Clearinghouse) began for all user roles on September 28, 2019. Commercial driver's license (CDL) or commercial learner's permit (CLP) holders, employers, consortia/third-party administrators (C/TPAs), medical review officers (MROs), and substance abuse professionals (SAPs) all must register within the Clearinghouse. In some cases, a single user may have multiple roles within the Clearinghouse. For a summary of the number of drivers and organizations that registered in the Clearinghouse, see the table below.

CDL/CLP Holder and Organization Registrations



Number of completed registrations through February 2022, as of 3/1/2022. * Owner-operator counts are not included in the annual totals, as owner-operators are a subset of Employers and are included in the Employer counts.

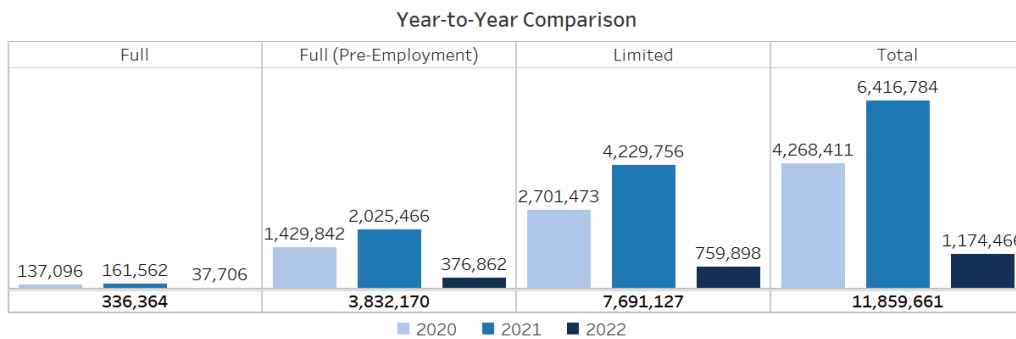
	2019	2020	2021	2022	Total
Driver	198,475	1,405,294	1,000,737	163,161	2,767,667
Employer	41,209	142,887	115,432	17,000	316,528
Owner Operators*	7,881	60,017	65,187	10,310	143,395
CTPA	2,903	6,186	3,651	607	13,347
MRO	921	699	265	42	1,927
SAP	1,126	1,658	877	160	3,821

This chart reflects the number of CDL/CLP holders (drivers) and organizations registered within the Clearinghouse by role type since September 28, 2019.

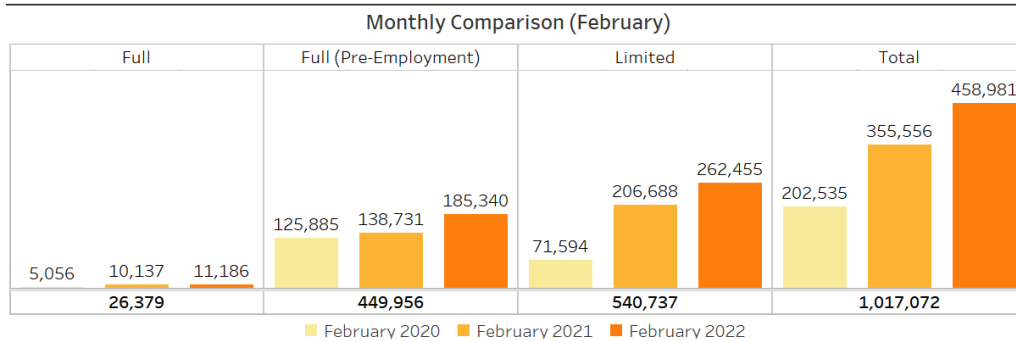
QUERIES

Employers are required to conduct queries in the Clearinghouse when hiring a new CDL/CLP holder and annually for all CDL/CLP holders they currently employ.

Queries Conducted



The graph illustrates the number of each type of query conducted by employers, or their designated C/TPA since January 6, 2020. The full query total includes limited queries that have been elevated to full.



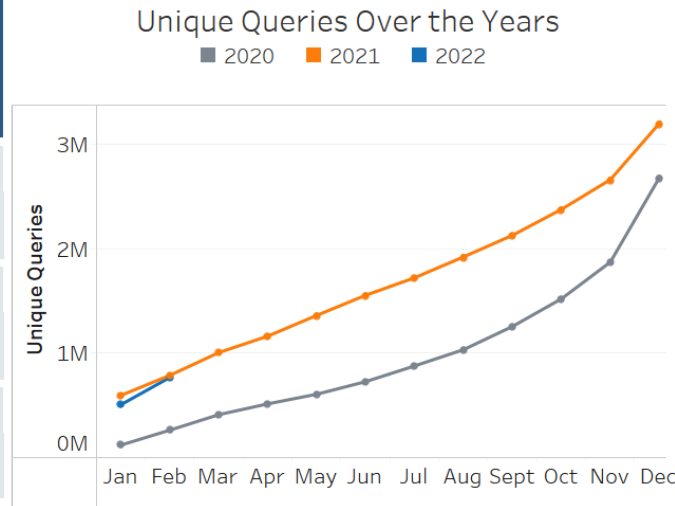
Queries conducted through February 2022, as of 3/1/2022.

QUERIES REPORTED TO CLEARINGHOUSE CONTINUED

Unique CDL/CLP Holders Queried



Total Since: January 6, 2020	4,097,176
Calendar Year 2022	767,526
Calendar Year 2021	3,198,675
Calendar Year 2020	2,678,836



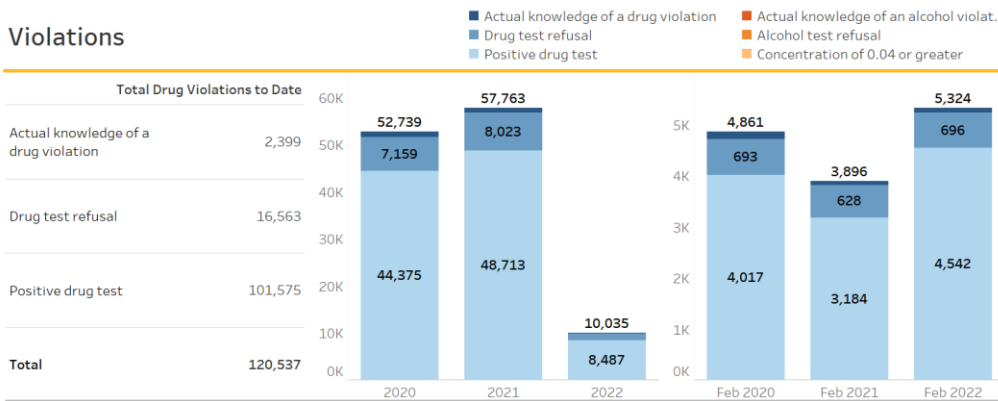
The graph illustrates the number of CDL/CLP holders whose information has been queried by employers (or their designated C/TPA) since January 6, 2020.

Unique drivers queried through February 2022, as of 3/1/2022.

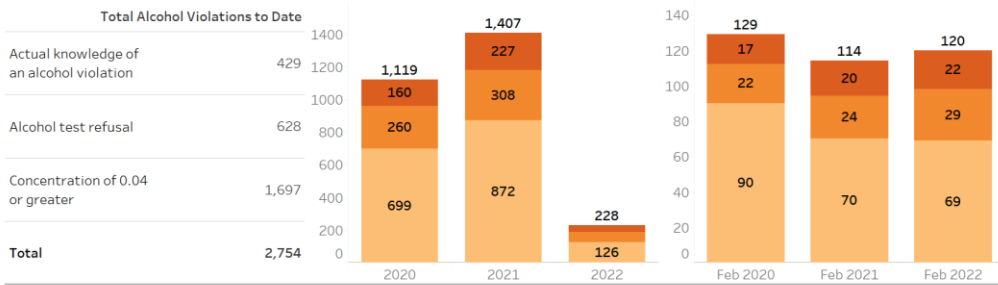
VIOLATIONS REPORTED TO CLEARINGHOUSE

Employers or their designated C/TPA, and MROs are required to report violations of the drug and alcohol program.

Violations



The graph to the left illustrates the number of violations reported to the Clearinghouse since January 6, 2020.



	Overall Violations		Overall Violations
2020	53,858	February 2020	4,990
2021	59,170	February 2021	4,010
2022	10,263	February 2022	5,444
Total	123,291	Total	14,444

Violations reported through February 2022, as of 3/1/2022.

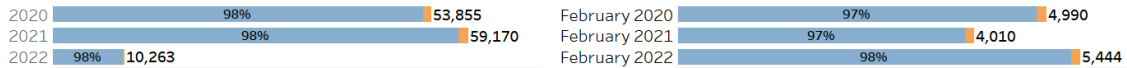
VIOLATIONS REPORTED TO CLEARINGHOUSE CONTINUED

Drug and Alcohol Test Results By Test Type

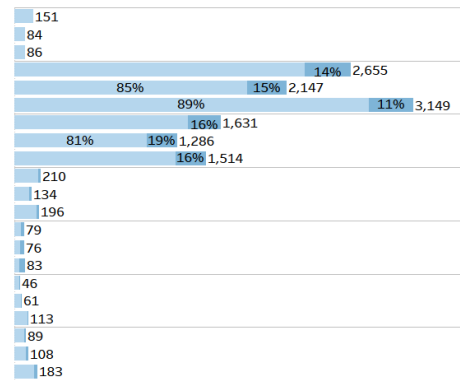
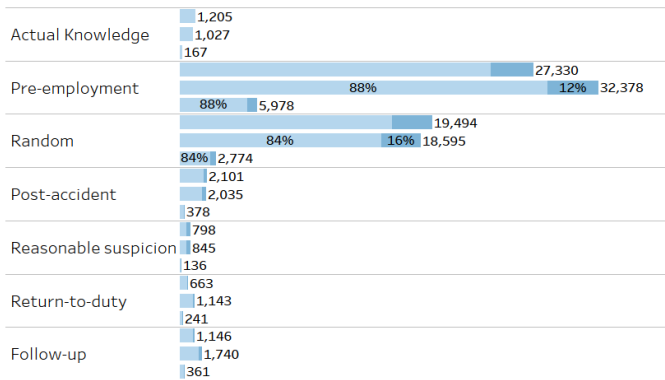
Since January 6, 2020 there were 123,288 test results reported to the Clearinghouse. The table below breaks out these test results by type of test, for controlled substance (drug) tests and alcohol tests. The left side depicts test results by year and the right side compares the month of February across three years: 2020, 2021, and 2022.

Note: This table does not include 3 violations (2 drug and 1 alcohol) for which a “reason for test” was not indicated during entry.

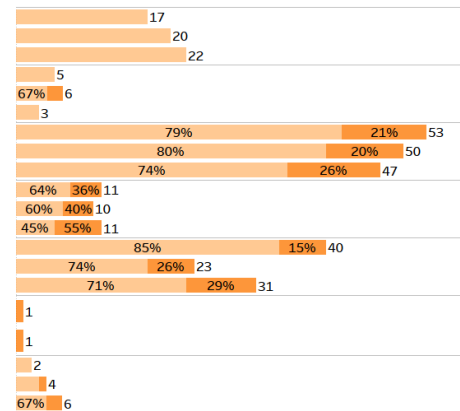
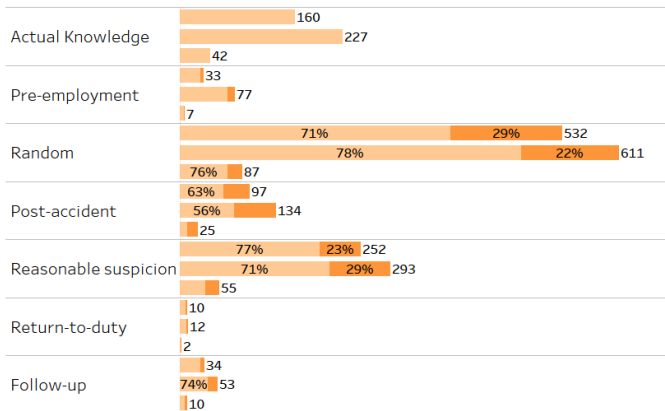
Total Test Results (Drug or Alcohol) by Test Type - Year and Month (February) Comparison



Drug Test Results (Positive or Refusal) by Test Type



Alcohol Test Results (Positive or Refusal) by Test Type



Test Results reported through February 2022, as of 3/1/2022.

VIOLATIONS REPORTED TO CLEARINGHOUSE CONTINUED

SUBSTANCES IDENTIFIED IN POSITIVE DRUG TESTS

Positive drug tests account for **82%** of the total violations reported.

See chart to the right for a breakdown of results reported to the Clearinghouse by year since January 6, 2020 of the number of times a driver tested positive for each substance.

The graph below shows total results reported to the Clearinghouse since January 6, 2020 of the number of times a driver tested positive for each substance.

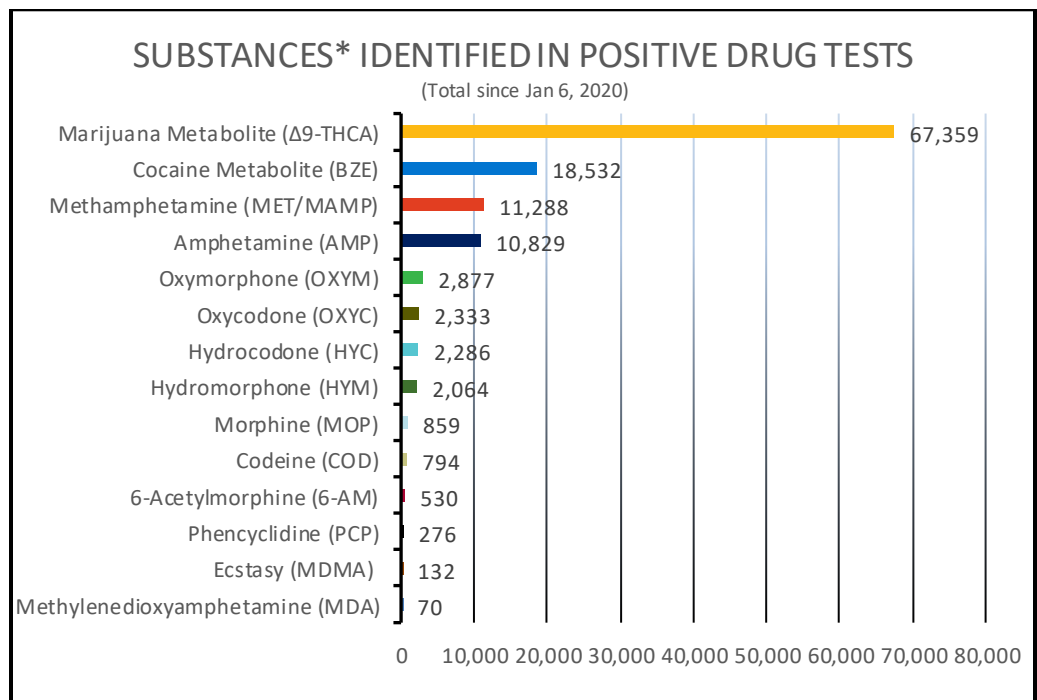
Note: To date, there have been 5,245 reports of dilute specimens, with 454 occurring in 2022. Reports of dilute specimens must also indicate an identified substance, therefore these dilute specimens are reflected in the total substance counts.

Substance	2020	2021	2022	# Tests Identified*
Marijuana Metabolite (Δ9-THCA)	29,511	31,085	6,763	67,359
Cocaine Metabolite (BZE)	7,940	8,765	1,827	18,532
Methamphetamine (MET/MAMP)	5,187	5,082	1,019	11,288
Amphetamine (AMP)	4,953	4,904	972	10,829
Oxymorphone (OXYM)	1,372	1,276	229	2,877
Oxycodone (OXYC)	1,106	1,049	178	2,333
Hydrocodone (HYC)	1,082	1,048	156	2,286
Hydromorphone (HYM)	1,000	930	134	2,064
Morphine (MOP)	443	353	63	859
Codeine (COD)	386	329	79	794
6-Acetylmorphine (6-AM)	302	191	37	530
Phencyclidine (PCP)	137	118	21	276
Ecstasy (MDMA)	65	60	7	132
Methylenedioxyamphetamine (MDA)	30	33	7	70
All substances	53,514	55,223	11,492	120,229

(Reported through February 2022, as of 3/1/2022)

*Total since January 6, 2020

Note: More than one substance can appear in a positive drug test



Positive drug tests reported through February 2022, as of 3/1/22

RETURN-TO-DUTY PROCESSES

If a CDL/CLP holder has a drug and alcohol program violation recorded in the Clearinghouse, the CDL/CLP holder must be removed from safety-sensitive functions, including operating a commercial motor vehicle, until the return-to-duty (RTD) process is completed. Select milestones of a driver's RTD process are recorded in the Clearinghouse. The table below provides a snapshot of the number of drivers in the RTD process with their status in the Clearinghouse as of March 1, 2022.

CDL/CLP Holders in the Return-to-Duty (RTD) Process as of 3/1/2022

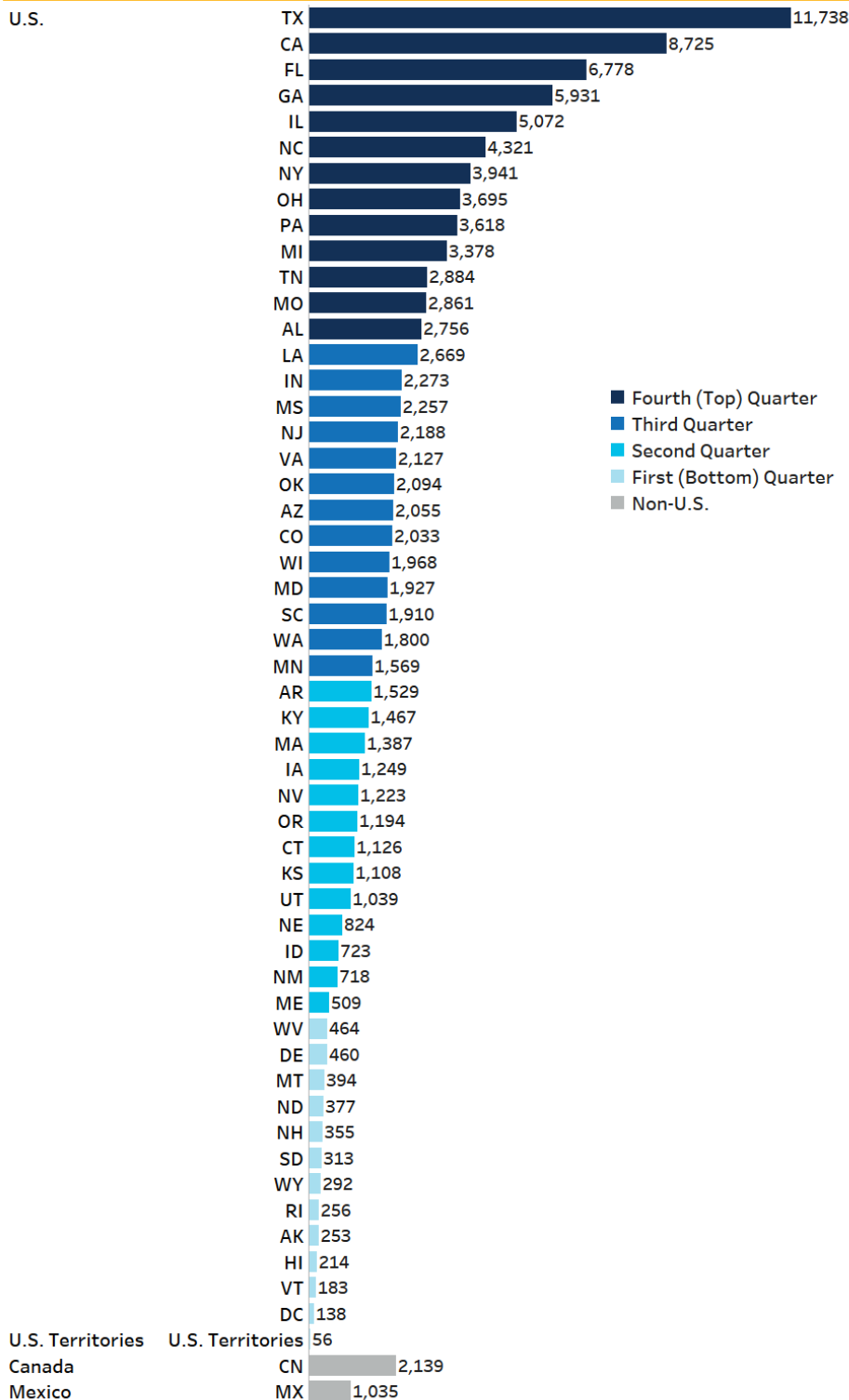
RTD STATUS	# DRIVERS
All Drivers (with at least 1 violation)	113,667
CDL/CLP holders in Prohibited Status	86,169
RTD Process Not Started	64,786
Substance Abuse Professional (SAP) Request Sent	764
SAP Designation Confirmed	2,306
SAP Request Declined	481
Initial SAP Assessment Complete	4,161
Determined Eligible for RTD Testing	13,671
CDL/CLP Holders in Not-Prohibited Status*	27,498
RTD Test with Negative Results	24,638
Follow-Up Testing Plan Complete	2,860

* A driver is no longer prohibited from performing safety-sensitive functions once they have a negative RTD test result.

INFORMATION BY LOCATION

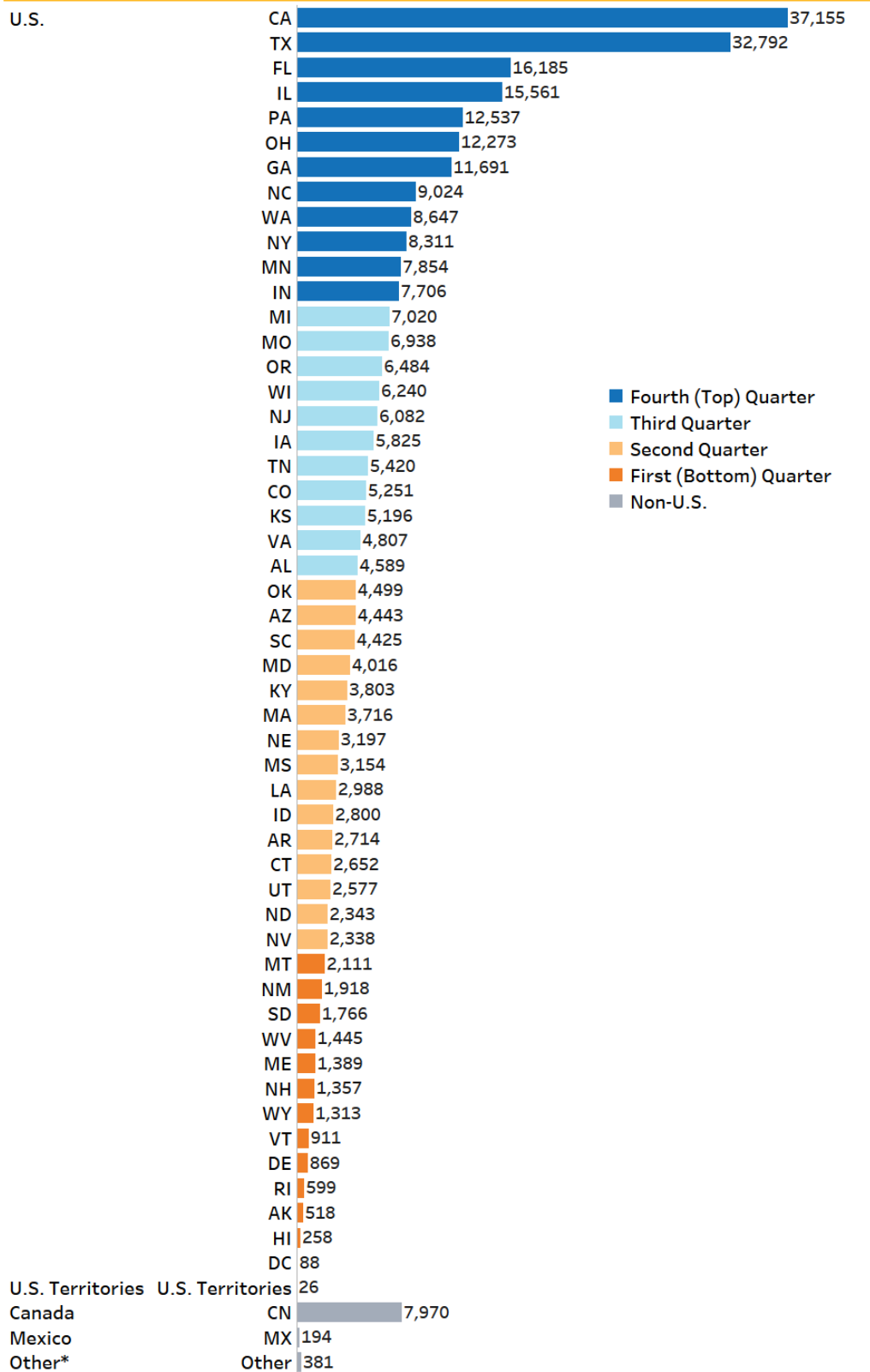
The following tables provide breakdowns of violations based on the jurisdiction that issued the driver's CDL/CLP and the number of registered employers by their domicile.

Violations Reported, by Location of CDL/CLP Issuance



Violations (by location) reported or modified through February 2022, as of 3/1/2022.

Unique Registered Employers by Location



Number of registered employers through February 2022, as of 3/1/2022. * "Other" represents data where the location is missing or otherwise not able to be determined.