

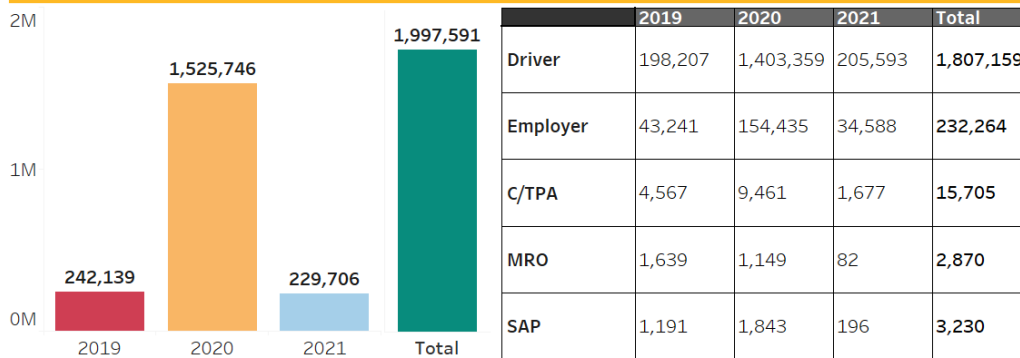
DRUG & ALCOHOL CLEARINGHOUSE

February 2021 Monthly Summary Report

REGISTRATIONS

Registration for the FMCSA Drug and Alcohol Clearinghouse (Clearinghouse) began for all user roles on September 28, 2019. User roles include drivers, employers, consortia/third-party administrators (C/TPAs), medical review officers (MROs), and substance abuse professionals (SAPs). The graph below illustrates the number of registrations for each type of user, by year, as well as the total number of unique registrations.

User Registrations



Number of completed registrations through February 2021, as of 3/1/2021.

This chart reflects the number of Clearinghouse users who have registered as each role (users may register with multiple roles).

In many cases, more than one user account is associated with a single organization. For a summary of the number of organizations that registered in the Clearinghouse, see the table below.

Total Organizations Registered in the Clearinghouse as of 3/1/2021

215,670
EMPLOYERS

85,531
AS OWNER-OPERATORS

120,186
LINKED TO FMCSA
PORTAL ACCOUNT

10,939
C/TPAs

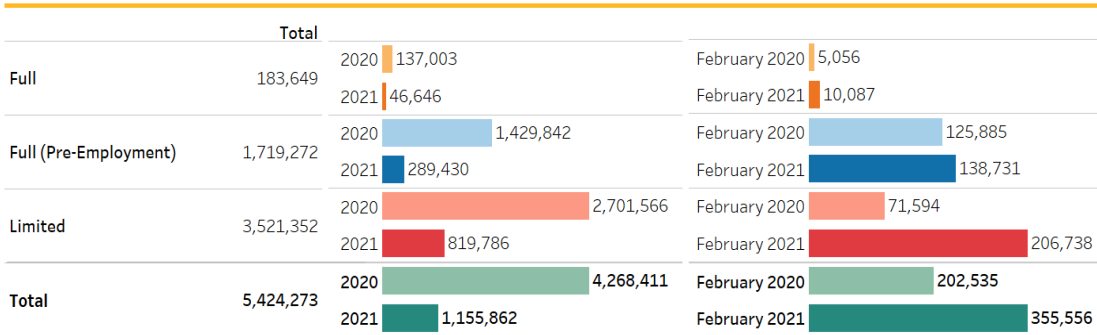
3,060
SAPs

1,690
MROs

QUERIES

Employers are required to conduct queries in the Clearinghouse when hiring a new commercial driver's license (CDL) holder and annually for all CDL drivers they currently employ.

Queries Conducted

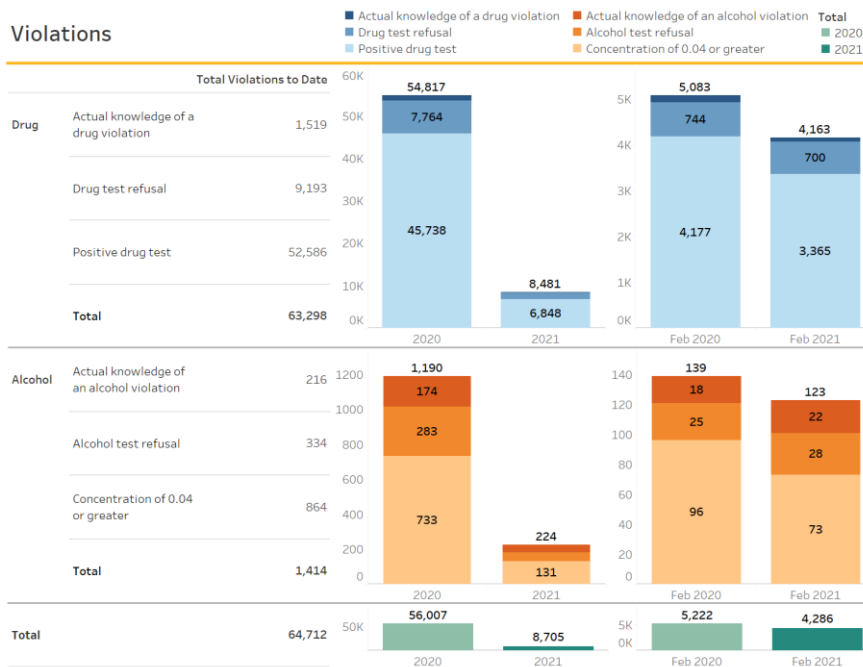


The graph illustrates the number of each type of query conducted by employers, or their designated service agents since January 6, 2020. The full query total includes limited queries that have been elevated to full.

Queries conducted through February 2021, as of 3/1/2021.

VIOLETIONS REPORTED TO CLEARINGHOUSE

Employers or their designated consortia/third-party administrators (C/TPA), and medical review officers (MROs) are required to report violations of the drug and alcohol program.



The graph to the left illustrates the number of violations since January 6, 2020 that have been reported to the Clearinghouse.

Violations reported or modified through February 2021, as of 3/1/2021.

VIOLATIONS REPORTED TO CLEARINGHOUSE CONTINUED

Drug and Alcohol Test Results By Test Type
as of 3/1/2021

TEST TYPE	DRUG	ALCOHOL	TOTAL
Total Violations	63,292	1,413	64,705
None (Actual Knowledge)	1,519	216	1,735
Follow Up	1,401	45	1,446
Refusal	187	7	
Positive	1,214	38	
Post-Accident	2,497	124	2,621
Refusal	310	49	
Positive	2,187	75	
Pre-Employment	33,083	53	33,136
Refusal	4,268	10	
Positive	28,815	43	
Random	22,963	645	23,608
Refusal	3,932	186	
Positive	19,031	459	
Reasonable Suspicion	996	319	1,315
Refusal	401	79	
Positive	595	240	
Return to Duty	833	11	844
Refusal	92	3	
Positive	741	8	

The table to the left notes the number of test results reported to the Clearinghouse since January 6, 2020 by type of test, for controlled substance (drug) tests, alcohol tests, and a combined total.

Note: This table does not include 7 violations (6 drug and 1 alcohol) for which a "reason for test" was not indicated during entry.

VIOLATIONS REPORTED TO CLEARINGHOUSE CONTINUED

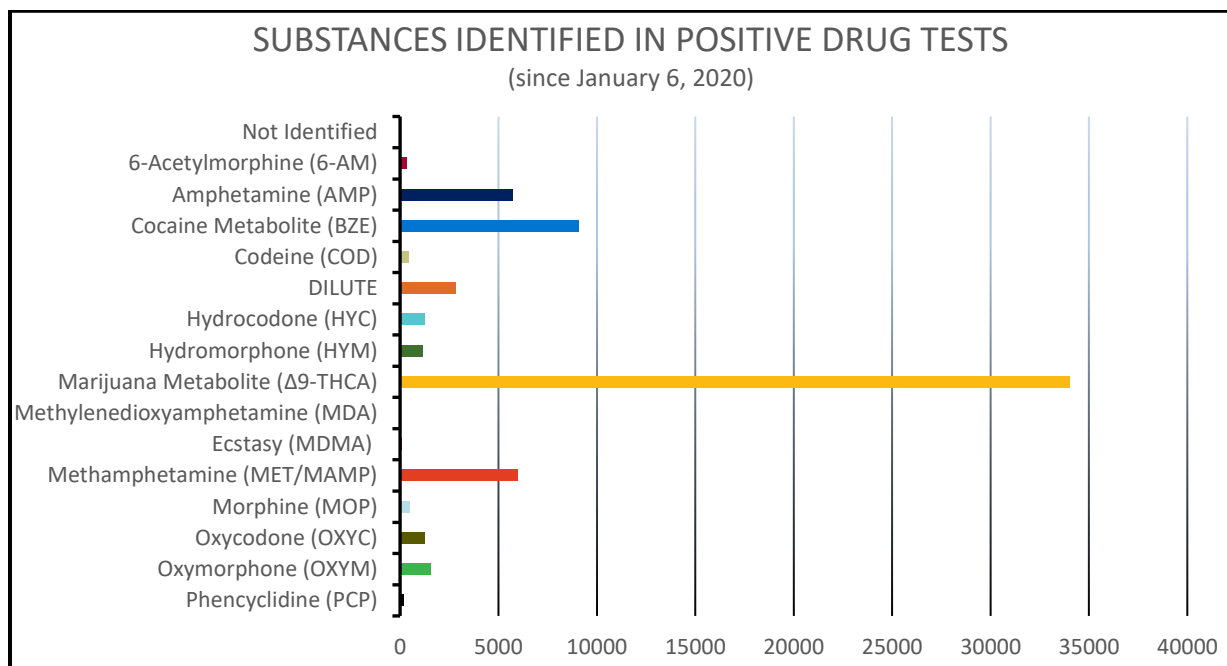
Positive drug tests account for **81%** of the total violations reported.

See chart to the right and the graph below for a breakdown of the number of times a driver tested positive for each substance.

**SUBSTANCES IDENTIFIED IN POSITIVE DRUG TESTS
as of 3/1/2021**

Substance	# Tests Identified (Total since January 6, 2020)
Not Identified	43
6-Acetylmorphine (6-AM)	328
Amphetamine (AMP)	5,702
Cocaine Metabolite (BZE)	9,047
Codeine (COD)	433
DILUTE	2,806
Hydrocodone (HYC)	1,223
Hydromorphone (HYM)	1,136
Marijuana Metabolite (Δ9-THCA)	34,018
Methylenedioxyamphetamine (MDA)	34
Ecstasy (MDMA)	71
Methamphetamine (MET/MAMP)	5,947
Morphine (MOP)	493
Oxycodone (OXYC)	1,265
Oxymorphone (OXYM)	1,568
Phencyclidine (PCP)	159
All substances	64,273

Note: More than one substance can appear in a positive drug test



Positive drug tests reported as of 3/1/2021

RETURN-TO-DUTY PROCESSES

If a driver has a drug and alcohol program violation recorded in the Clearinghouse, the driver must be removed from safety-sensitive functions, including operating a commercial motor vehicle, until the return-to-duty (RTD) process is completed. Select milestones of a driver's RTD process are recorded in the Clearinghouse. The table below provides a snapshot of the number of drivers with an open or resolved RTD process in the Clearinghouse as of March 1, 2021.

Drivers in the Return-to-Duty (RTD) Process as of 3/1/2021

RTD STATUS	# DRIVERS
	(Total since January 6, 2020)
All Drivers (with at least 1 violation)	59,614
Drivers in Prohibited Status	50,512
RTD Process Not Started	38,243
Substance Abuse Professional (SAP) Request Sent	455
SAP Designation Confirmed	1,120
SAP Request Declined	174
Initial SAP Assessment Complete	2,431
Determined Eligible for RTD Testing	8,089
Drivers in Not-Prohibited Status	9,102
RTD Test with Negative Results	9,102
Follow-Up Testing Plan Complete	0