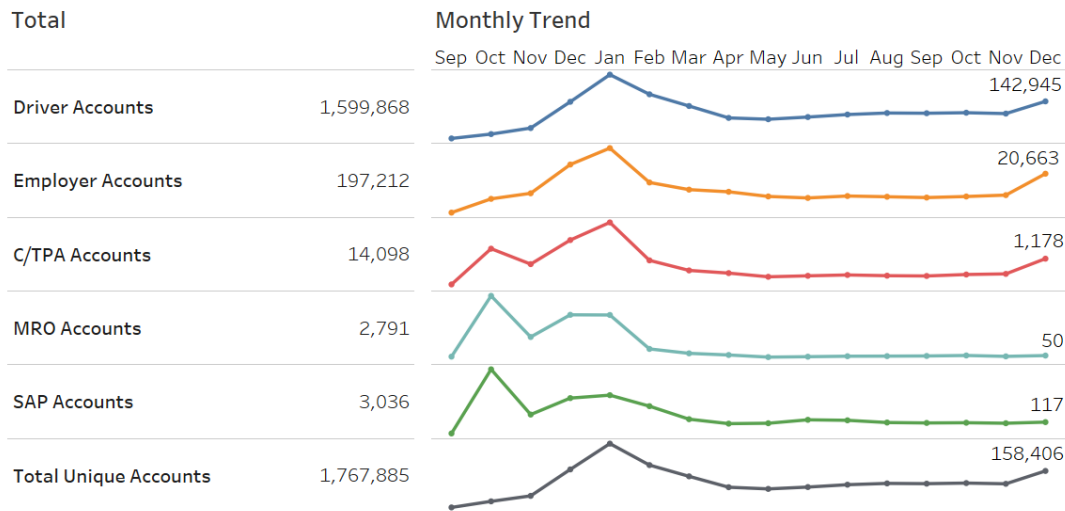


## December 2020 Monthly Summary Report

### REGISTRATIONS

Registration for the FMCSA Drug and Alcohol Clearinghouse (Clearinghouse) began for all user roles on September 28, 2019. User roles include: drivers, employers, consortia/third-party administrators (C/TPAs), medical review officers (MROs), and substance abuse professionals (SAPs). The graph below illustrates the number of registrations for each type of user, by month, as well as the total number of unique registrations.

#### USER REGISTRATIONS as of 1/1/2021



This chart reflects the number of Clearinghouse users who have registered as each role (users may register as multiple roles).

In many cases, more than one user account is associated with a single organization. For a summary of the number of organizations that are registered in the Clearinghouse, see the table below.

#### Organizations Registered in the Clearinghouse as of 1/1/2021

**182,124**  
EMPLOYERS

**67,251**  
AS OWNER-OPERATORS

**101,663**  
LINKED TO FMCSA  
PORTAL ACCOUNT

**9,869**  
C/TPAs

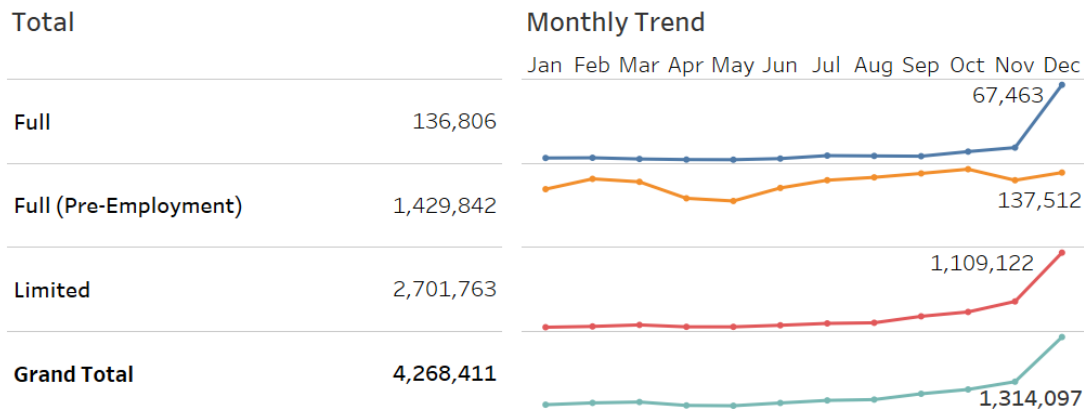
**2,874**  
SAPs

**1,631**  
MROs

## QUERIES

Employers are required to conduct queries in the Clearinghouse when hiring a new commercial driver's license (CDL) holder and annually for all CDL drivers they currently employ.

### QUERIES CONDUCTED as of 1/1/2021

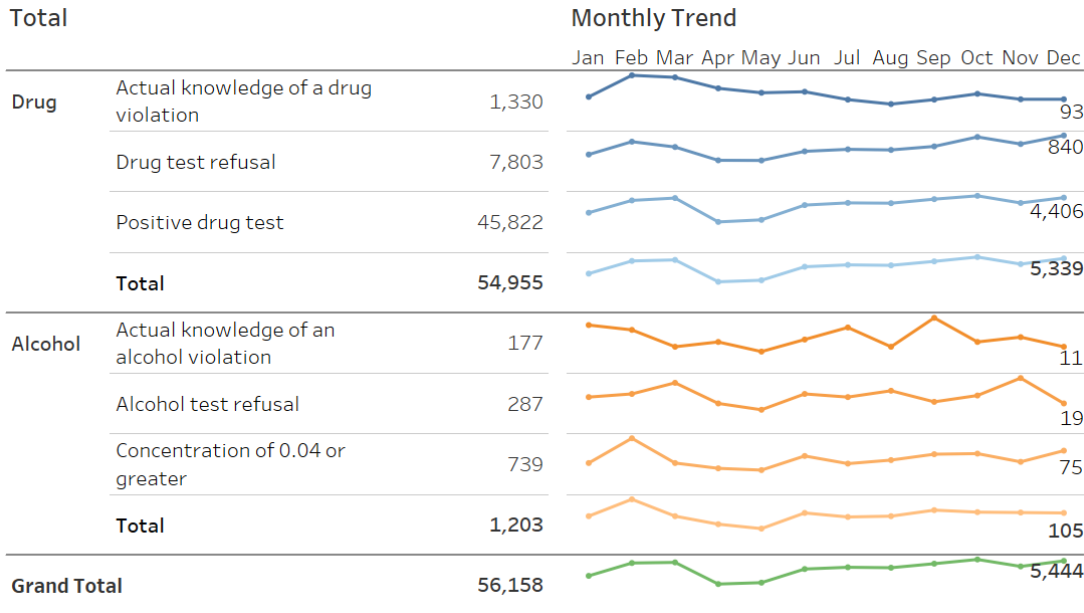


The graph illustrates the number of each type of query that has been conducted by employers, or their designated service agents, by month.

## VIOLATIONS REPORTED TO CLEARINGHOUSE

Employers or their designated consortia/third-party administrators (C/TPA), and medical review officers (MROs) are required to report violations of the drug and alcohol program.

### VIOLATIONS as of 1/1/2021



The graph to the left illustrates the number of violations that have been reported to the Clearinghouse, by month.

**VIOLATIONS REPORTED TO CLEARINGHOUSE CONTINUED**

**Drug and Alcohol Test Results By Test Type**

as of 1/1/2021

TEST TYPE	DRUG	ALCOHOL	TOTAL
<b>Total Violations</b>	<b>54,949</b>	<b>1,201</b>	<b>56,150</b>
None (Actual Knowledge)	1,330	177	1,507
Follow Up	1,176	38	1,214
Refusal	155	5	
Positive	1021	33	
<b>Post-Accident</b>	<b>2,187</b>	<b>106</b>	<b>2,293</b>
Refusal	261	41	
Positive	1,926	65	
<b>Pre-Employment</b>	<b>28,517</b>	<b>41</b>	<b>28,558</b>
Refusal	3,575	7	
Positive	24,942	34	
<b>Random</b>	<b>20,200</b>	<b>561</b>	<b>20,761</b>
Refusal	3,400	168	
Positive	16,800	393	
<b>Reasonable Suspicion</b>	<b>852</b>	<b>268</b>	<b>1,120</b>
Refusal	337	64	
Positive	515	204	
<b>Return to Duty</b>	<b>687</b>	<b>10</b>	<b>697</b>
Refusal	72	2	
Positive	615	8	

The table to the left notes the number of test results reported to the Clearinghouse, by type of test, for controlled substance (drug) tests, alcohol tests, and a combined total.

Note: This table does not include 8 violations (6 drug and 2 alcohol) for which a "reason for test" was not indicated during entry.

**VIOLATIONS REPORTED TO CLEARINGHOUSE CONTINUED**

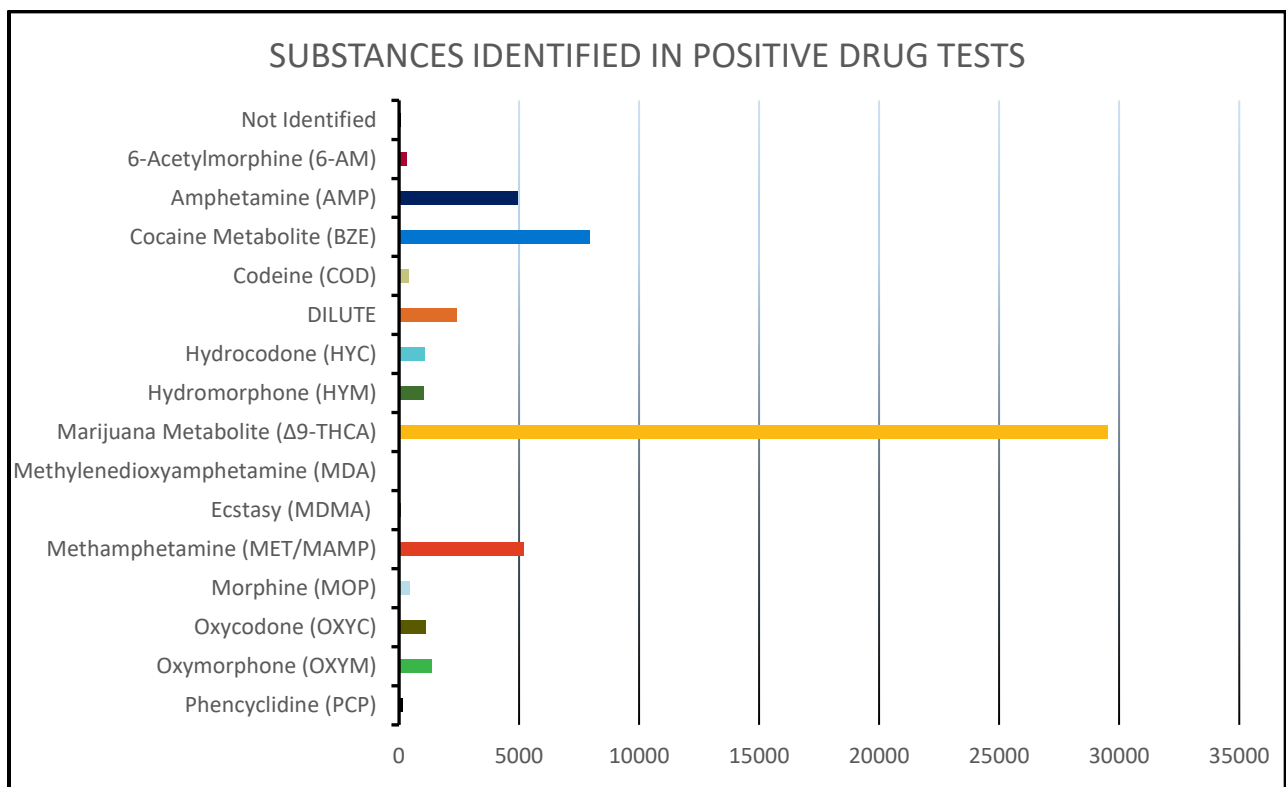
Positive drug tests account for **82%** of the total violations reported.

See chart to the right and the graph below for a breakdown of the number of times a driver tested positive for each substance.

**SUBSTANCES IDENTIFIED IN POSITIVE DRUG TESTS  
as of 1/1/2021**

Substance	# Tests Identified
Not Identified	43
6-Acetylmorphine (6-AM)	302
Amphetamine (AMP)	4,953
Cocaine Metabolite (BZE)	7,940
Codeine (COD)	386
DILUTE	2,398
Hydrocodone (HYC)	1,082
Hydromorphone (HYM)	1,000
Marijuana Metabolite (Δ9-THCA)	29,511
Methylenedioxyamphetamine (MDA)	30
Ecstasy (MDMA)	65
Methamphetamine (MET/MAMP)	5,187
Morphine (MOP)	443
Oxycodone (OXYC)	1,106
Oxymorphone (OXYM)	1,372
Phencyclidine (PCP)	137
<b>All substances</b>	<b>55,955</b>

*Note: More than one substance can appear in a positive drug test*



*Positive drug tests reported as of 1/1/2021*

## RETURN-TO-DUTY PROCESSES

If a driver has a drug and alcohol program violation recorded against him or her in the Clearinghouse, that driver must be removed from safety-sensitive functions, including operating a commercial motor vehicle, until he or she has completed a return-to-duty (RTD) process. Select milestones of a driver's RTD process are recorded in the Clearinghouse. The table below provides a snapshot of the number of drivers who had an open or resolved RTD process in the Clearinghouse as of January 1, 2021.

### Drivers in the Return-to-Duty (RTD) Process as of 1/1/2021

RTD STATUS	# DRIVERS
<b>All Drivers (with at least 1 violation)</b>	<b>51,998</b>
<b>Drivers in Prohibited Status</b>	<b>45,475</b>
RTD Process Not Started	34,769
Substance Abuse Professional (SAP) Request Sent	393
SAP Designation Confirmed	1,040
SAP Request Declined	137
Initial SAP Assessment Complete	2,105
Determined Eligible for RTD Testing	7,031
<b>Drivers in Not-Prohibited Status</b>	<b>6,513</b>
RTD Test with Negative Results	6,513
Follow-Up Testing Plan Complete	0