

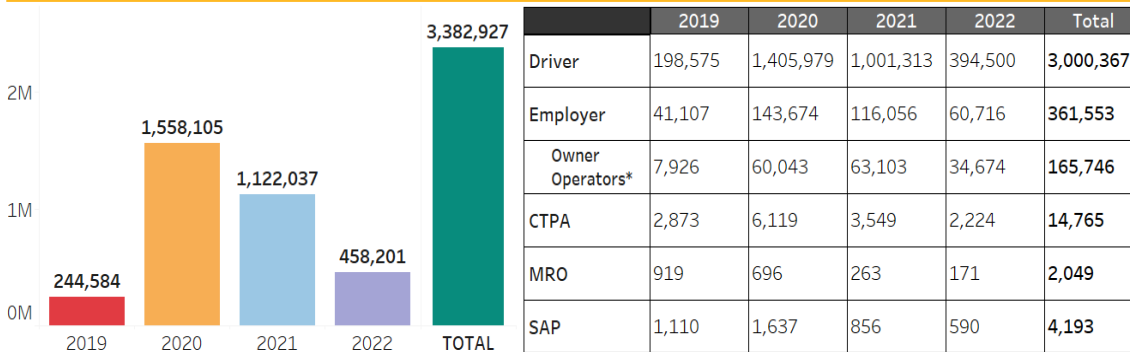
DRUG & ALCOHOL CLEARINGHOUSE

August 2022 Monthly Summary Report

REGISTRATIONS

Registration for the FMCSA Drug and Alcohol Clearinghouse (Clearinghouse) began for all user roles on September 28, 2019. Commercial driver's license (CDL) or commercial learner's permit (CLP) holders, employers, consortia/third-party administrators (C/TPAs), medical review officers (MROs), and substance abuse professionals (SAPs) all must register within the Clearinghouse. In some cases, a single user may have multiple roles within the Clearinghouse. For a summary of the number of drivers and organizations that registered in the Clearinghouse, see the table below.

CDL/CLP Holder and Organization Registrations



	2019	2020	2021	2022	Total
Driver	198,575	1,405,979	1,001,313	394,500	3,000,367
Employer	41,107	143,674	116,056	60,716	361,553
Owner Operators*	7,926	60,043	63,103	34,674	165,746
CTPA	2,873	6,119	3,549	2,224	14,765
MRO	919	696	263	171	2,049
SAP	1,110	1,637	856	590	4,193

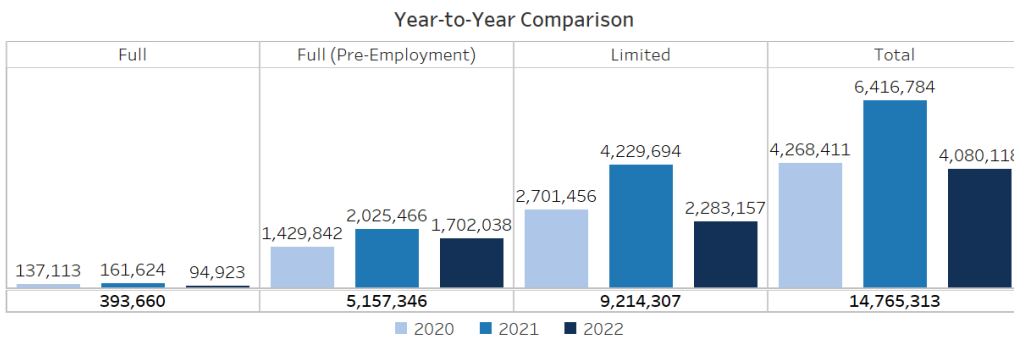
This chart reflects the number of CDL/CLP holders (drivers) and organizations registered within the Clearinghouse by role type since September 28, 2019.

*Number of completed registrations through August 2022, as of September 1, 2022. * Owner-operator counts are not included in the annual totals, as owner-operators are a subset of Employers and are included in the Employer counts.*

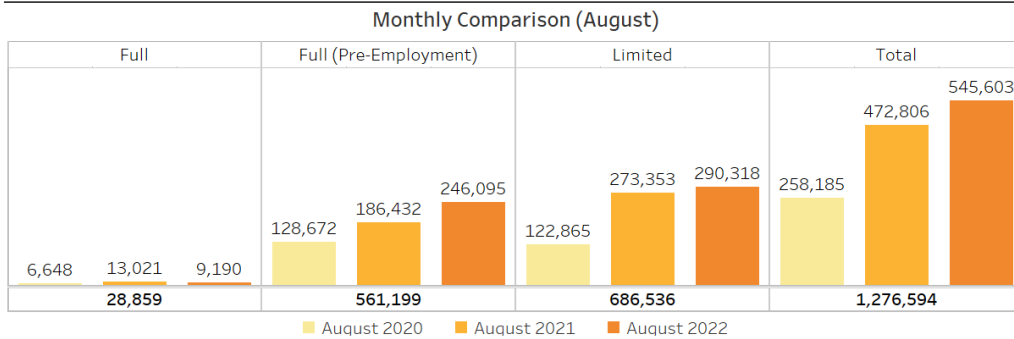
QUERIES

Employers are required to conduct queries in the Clearinghouse when hiring a new CDL/CLP holder and annually for all CDL/CLP holders they currently employ. The table below breaks out the results by query type. The top table depicts query results by year and the bottom graph compares total query results with violations for the month of August across three years: 2020, 2021, and 2022.

Queries Conducted



The graph illustrates the number of each type of query conducted by employers, or their designated C/TPA since January 6, 2020. The full query total includes limited queries that have been elevated to full.



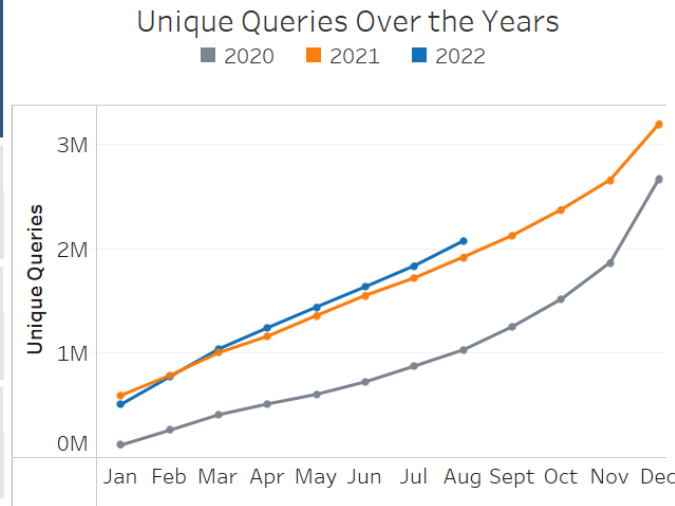
Queries conducted through August 2022, as of September 1, 2022.

QUERIES REPORTED TO CLEARINGHOUSE CONTINUED

Unique CDL/CLP Holders Queried



Total Since: January 6, 2020	4,444,360
Calendar Year 2022	2,078,962
Calendar Year 2021	3,203,946
Calendar Year 2020	2,680,005



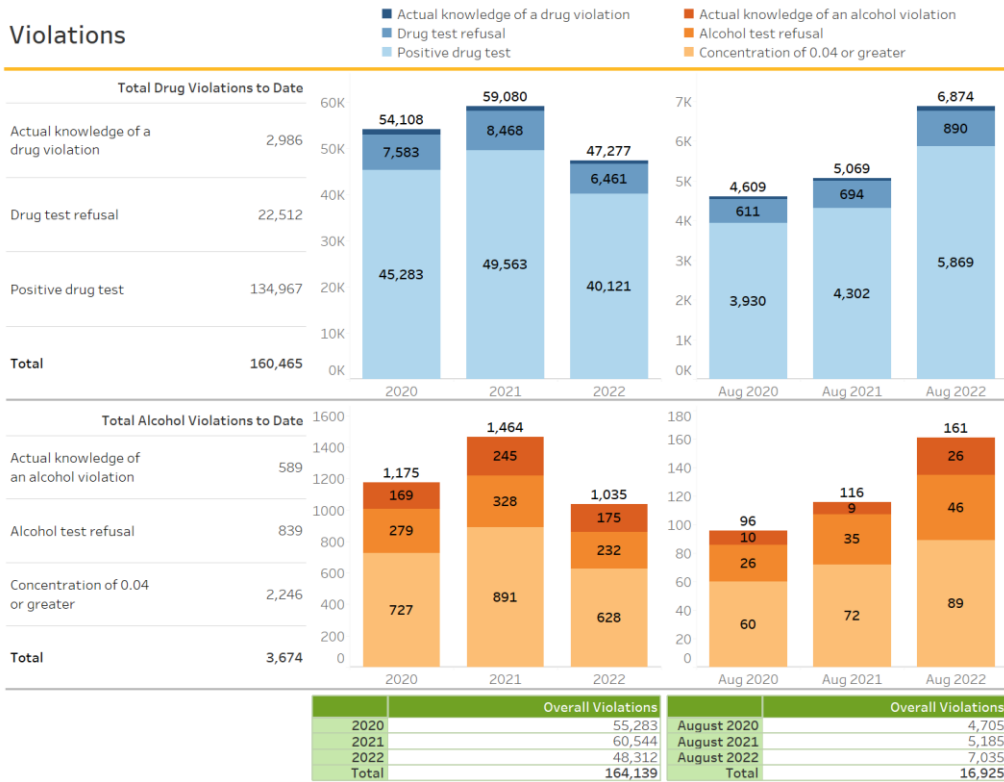
The graph illustrates the number of CDL/CLP holders whose information has been queried by employers (or their designated C/TPA) since January 6, 2020.

Unique drivers queried through August 2022, as of September 1, 2022.

VIOLATIONS REPORTED TO CLEARINGHOUSE

Employers or their designated C/TPA, and MROs are required to report violations of the drug and alcohol program. Since January 6, 2020, there were 164,139 test results reported to the Clearinghouse with violations. The table below breaks out the results by violation type, for controlled substance (drug) tests and alcohol tests. The left side depicts total test results with violations by year and the right side compares total test results with violations for the month of August across three years: 2020, 2021, and 2022.

Violations



The graph to the left illustrates the number of violations reported to the Clearinghouse since January 6, 2020.

Violations reported through August 2022, as of September 1, 2022.

VIOLATIONS REPORTED TO CLEARINGHOUSE CONTINUED

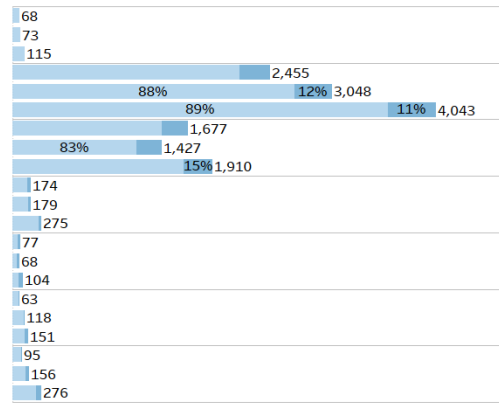
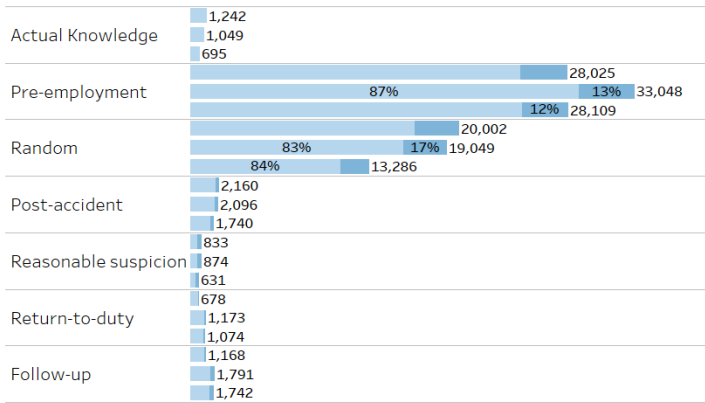
Drug and Alcohol Test Results By Test Type

Since January 6, 2020, there were 164,139 test results reported to the Clearinghouse with violations. The table below breaks out these test results by type of test, for controlled substance (drug) tests and alcohol tests. The left side depicts total test results with violations by year and the right side compares total test results with violations for the month of August across three years: 2020, 2021, and 2022.

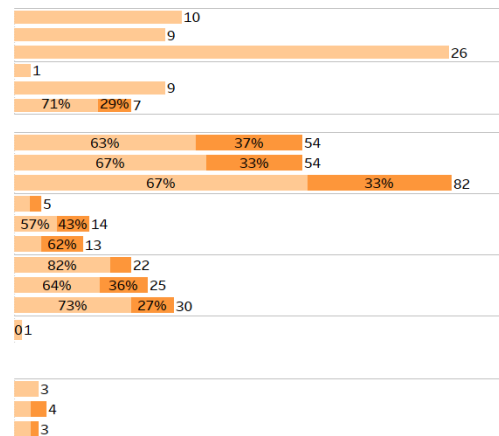
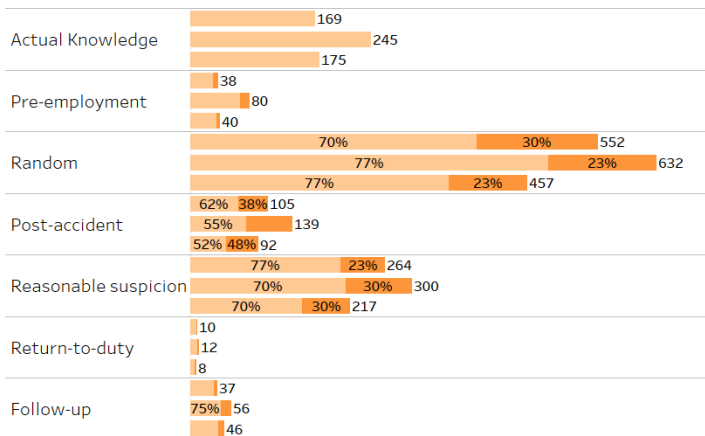
Total Test Results (Drug or Alcohol) by Test Type - Year and Month (August) Comparison



Drug Test Results (Positive or Refusal) by Test Type



Alcohol Test Results (Positive or Refusal) by Test Type



Test Results reported through August 2022, as of September 1, 2022.

VIOLATIONS REPORTED TO CLEARINGHOUSE CONTINUED

SUBSTANCES IDENTIFIED IN POSITIVE DRUG TESTS

Positive drug tests account for **82%** of the total violations reported.

See chart to the right for a breakdown of results reported to the Clearinghouse by year since January 6, 2020 of the number of times a driver tested positive for each substance.

The graph below shows total results reported to the Clearinghouse since January 6, 2020 of the number of times a driver tested positive for each substance.

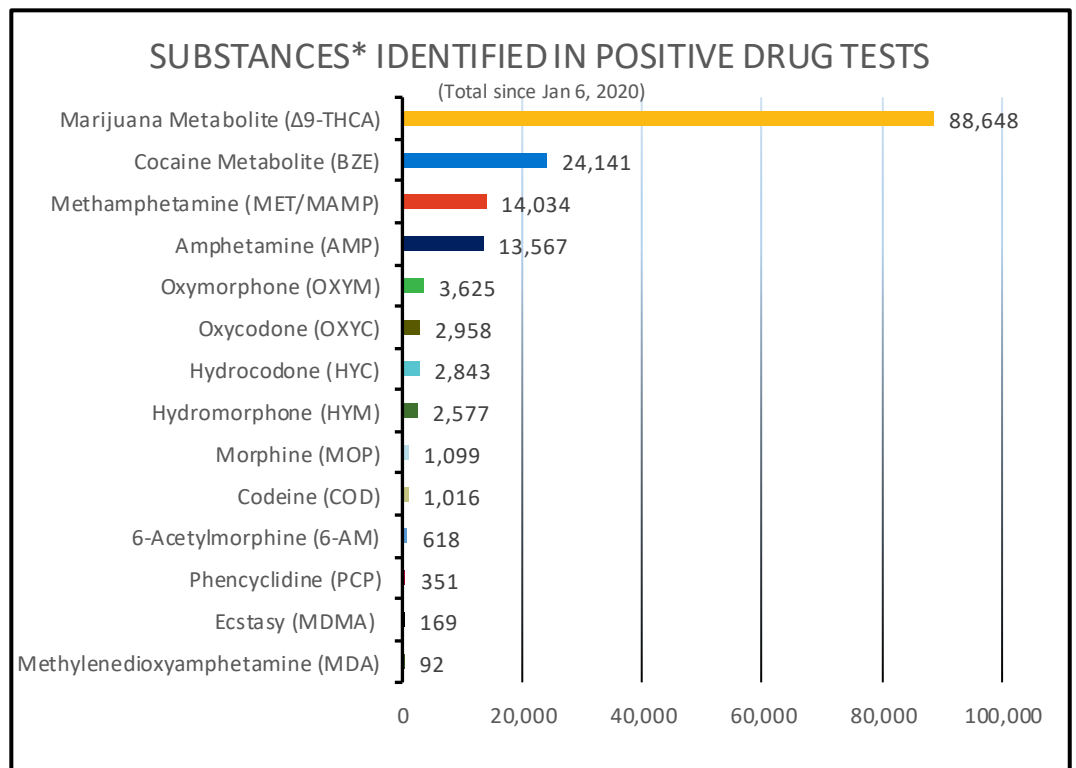
Note: To date, there have been 6,779 reports of dilute specimens, with 1,909 occurring in 2022. A positive dilute result indicates that drugs were detected despite the dilution of the sample. Dilute specimens are therefore reflected in the total substance counts.

Substance	2020	2021	2022	# Tests Identified*
Marijuana Metabolite ($\Delta 9$ -THCA)	29,511	31,085	28,052	88,648
Cocaine Metabolite (BZE)	7,940	8,765	7,436	24,141
Methamphetamine (MET/MAMP)	5,187	5,082	3,765	14,034
Amphetamine (AMP)	4,953	4,904	3,710	13,567
Oxymorphone (OXYM)	1,372	1,276	977	3,625
Oxycodone (OXYC)	1,106	1,049	803	2,958
Hydrocodone (HYC)	1,082	1,048	713	2,843
Hydromorphone (HYM)	1,000	930	647	2,577
Morphine (MOP)	443	353	303	1,099
Codeine (COD)	386	329	301	1,016
6-Acetylmorphine (6-AM)	302	191	125	618
Phencyclidine (PCP)	137	118	96	351
Ecstasy (MDMA)	65	60	44	169
Methylenedioxyamphetamine (MDA)	30	33	29	92
All substances	53,514	55,223	47,001	155,738

(Reported through August 2022, as of September 1, 2022)

*Total since January 6, 2020

Note: More than one substance can appear in a positive drug test



Positive drug tests reported through August 2022, as of September 1, 2022.

RETURN-TO-DUTY PROCESSES

If a CDL/CLP holder has a drug and alcohol program violation recorded in the Clearinghouse, the CDL/CLP holder must be removed from safety-sensitive functions, including operating a commercial motor vehicle, until the return-to-duty (RTD) process is completed. Select milestones of a driver's RTD process are recorded in the Clearinghouse. The table below provides a snapshot of the number of drivers in the RTD process with their status in the Clearinghouse as of September 1, 2022.

CDL/CLP Holders in the Return-to-Duty (RTD) Process as of September 1, 2022

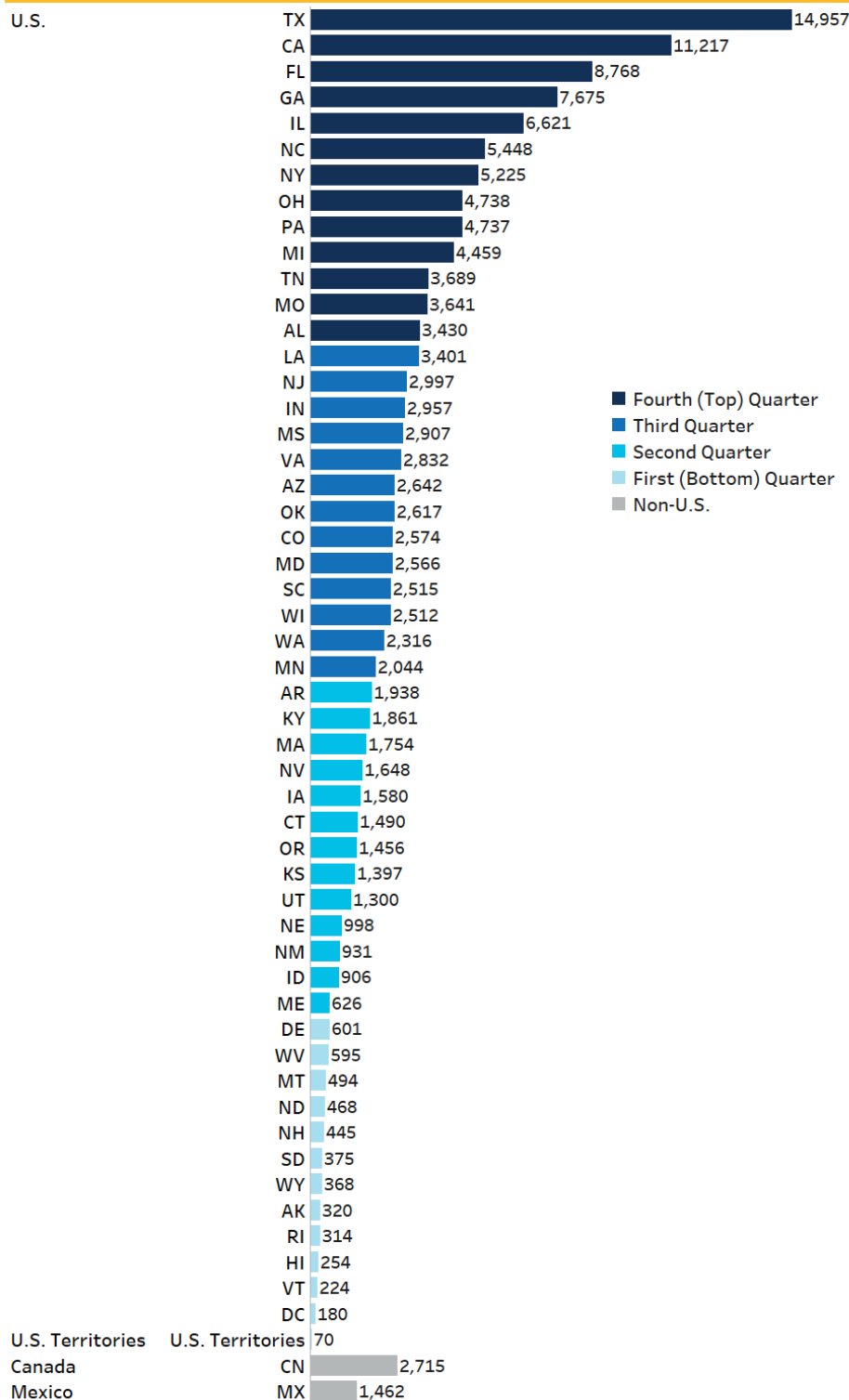
RTD STATUS	# DRIVERS
All Drivers (with at least 1 violation)	146,323
CDL/CLP holders in Prohibited Status	107,585
RTD Process Not Started	81,354
Substance Abuse Professional (SAP) Request Sent	979
SAP Designation Confirmed	3,006
SAP Request Declined	638
Initial SAP Assessment Complete	5,024
Determined Eligible for RTD Testing	16,584
CDL/CLP Holders in Not-Prohibited Status*	38,738
RTD Test with Negative Results	33,330
Follow-Up Testing Plan Complete	5,408

* A driver is no longer prohibited from performing safety-sensitive functions once they have a negative RTD test result.

INFORMATION BY LOCATION

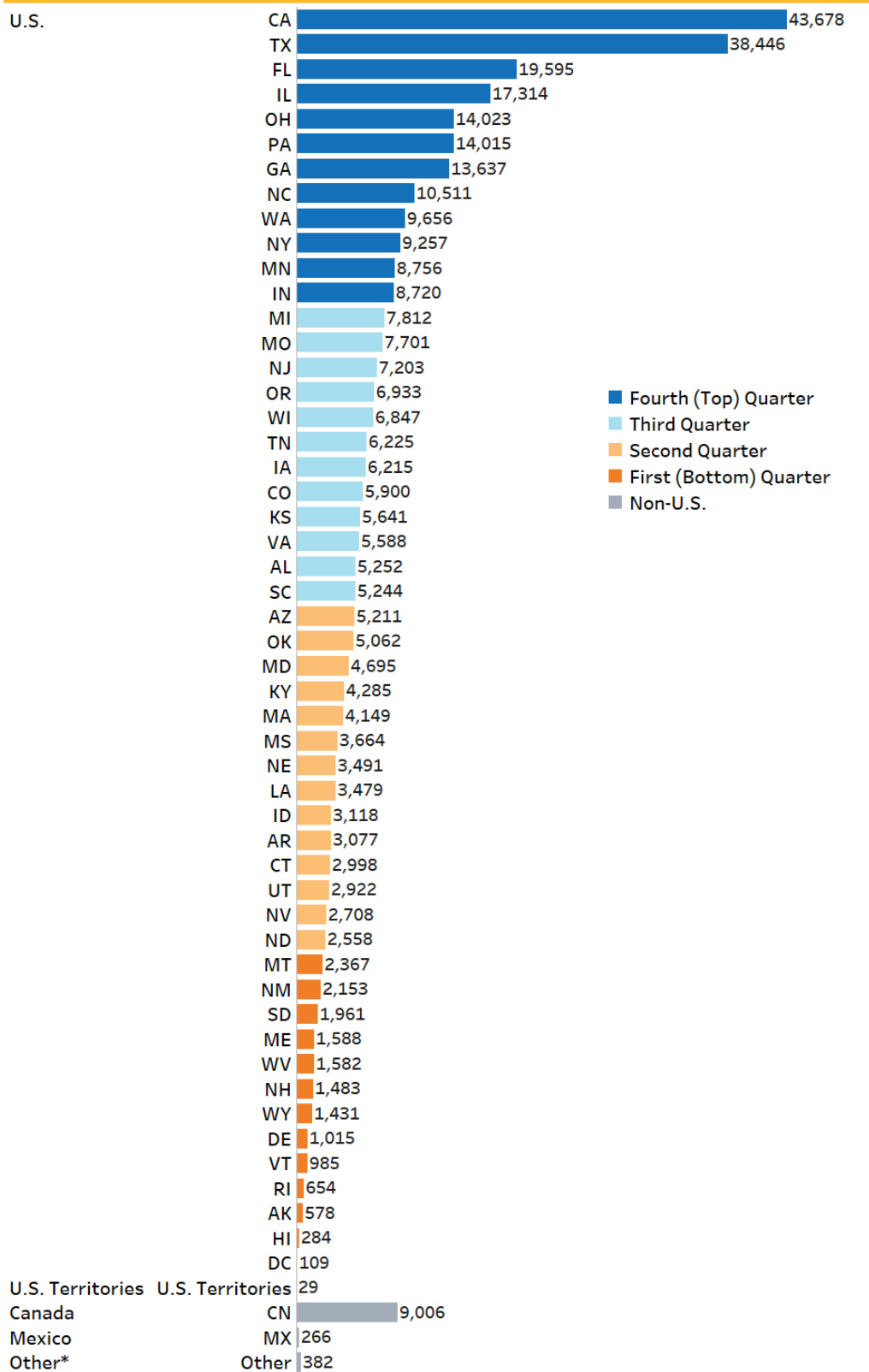
The following tables provide breakdowns of violations based on the jurisdiction that issued the driver's CDL/CLP and the number of registered employers by their domicile.

Violations Reported, by Location of CDL/CLP Issuance



Violations (by location) reported or modified through August 2022, as of September 1, 2022.

Unique Registered Employers by Location



Number of registered employers through August 2022, as of September 1, 2022. * "Other" represents data where the location is missing or otherwise not able to be determined.