

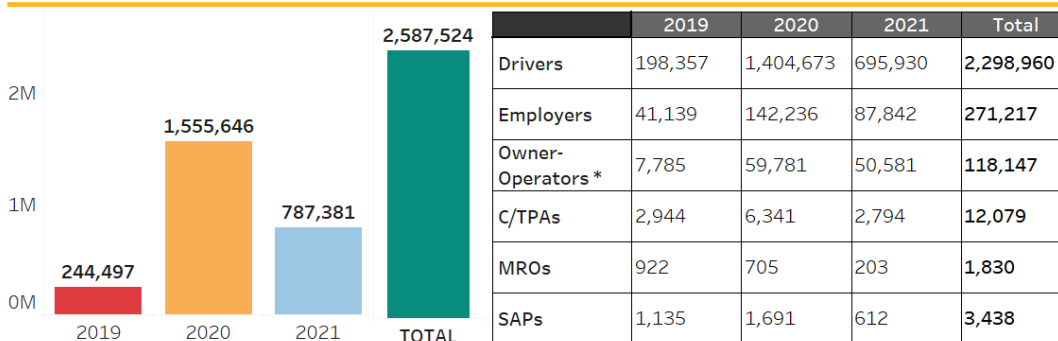
DRUG & ALCOHOL CLEARINGHOUSE

August 2021 Monthly Summary Report

REGISTRATIONS

Registration for the FMCSA Drug and Alcohol Clearinghouse (Clearinghouse) began for all user roles on September 28, 2019. Commercial driver's license (CDL) holders, employers, consortia/third-party administrators (C/TPAs), medical review officers (MROs), and substance abuse professionals (SAPs) all must register within the Clearinghouse. In some cases, a single user may have multiple roles within the Clearinghouse. For a summary of the number of drivers and organizations that registered in the Clearinghouse, see the table below.

CDL Holder and Organization Registrations



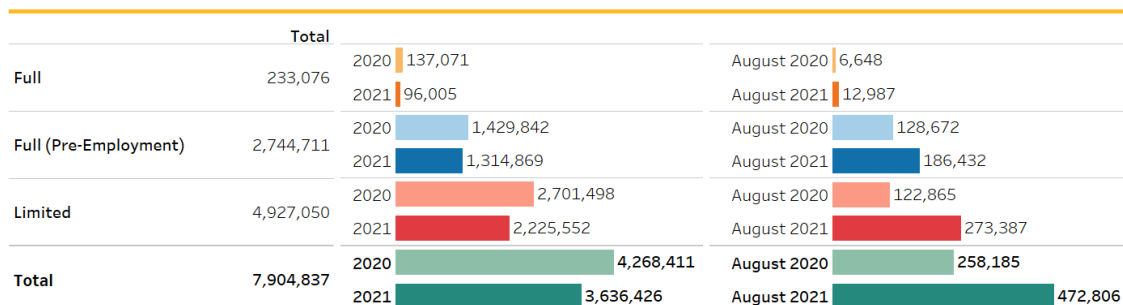
This chart reflects the number of CDL holders (drivers) and organizations registered within the Clearinghouse by role type since September 28, 2019.

Number of completed registrations through August 2021, as of 9/2/2021. * Owner-operator counts are not included in the annual totals, as owner-operators are a subset of Employers and are included in the Employer counts.

QUERIES

Employers are required to conduct queries in the Clearinghouse when hiring a new CDL holder and annually for all CDL holders they currently employ.

Queries Conducted

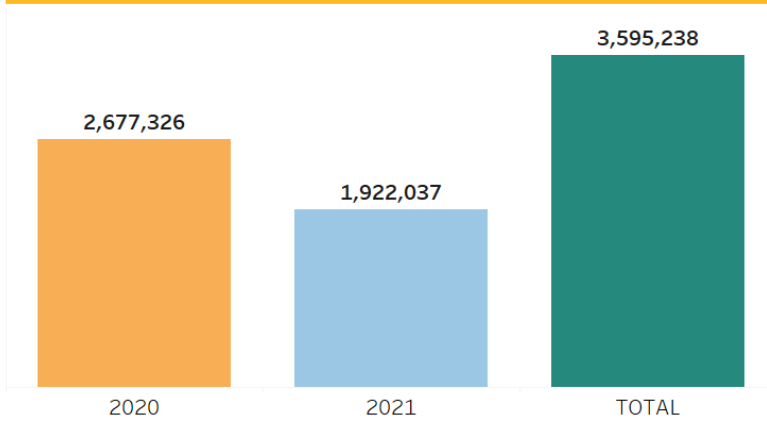


The graph illustrates the number of each type of query conducted by employers, or their designated service agents since January 6, 2020. The full query total includes limited queries that have been elevated to full.

Queries conducted through August 2021, as of 9/2/2021.

QUERIES REPORTED TO CLEARINGHOUSE CONTINUED

Unique CDL Holders Queried

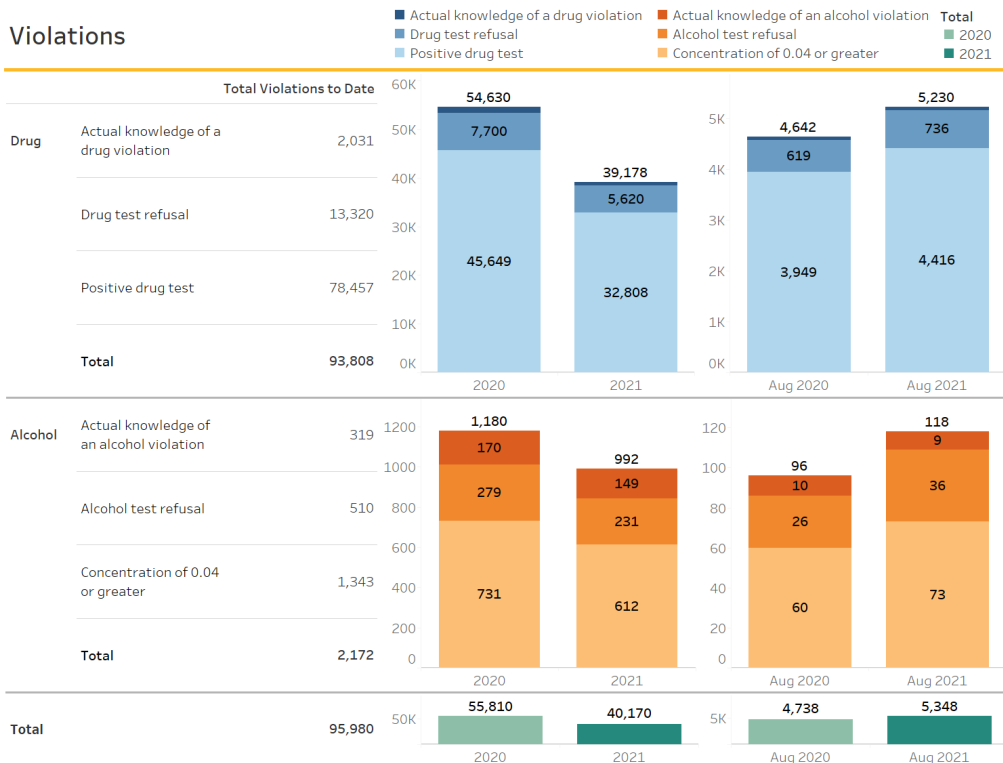


The graph illustrates the number of CDL holders whose information has been queried by employers (or their designated service agents) since January 6, 2020.

Unique drivers queried through August 2021, as of 9/2/2021.

VIOLATIONS REPORTED TO CLEARINGHOUSE

Employers or their designated C/TPA, and MROs are required to report violations of the drug and alcohol program.



The graph to the left illustrates the number of violations reported to the Clearinghouse since January 6, 2020.

Violations reported or modified through August 2021, as of 9/2/2021.

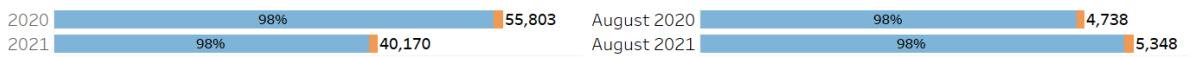
VIOLATIONS REPORTED TO CLEARINGHOUSE CONTINUED

Drug and Alcohol Test Results By Test Type

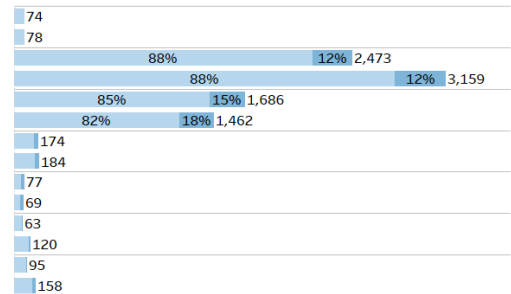
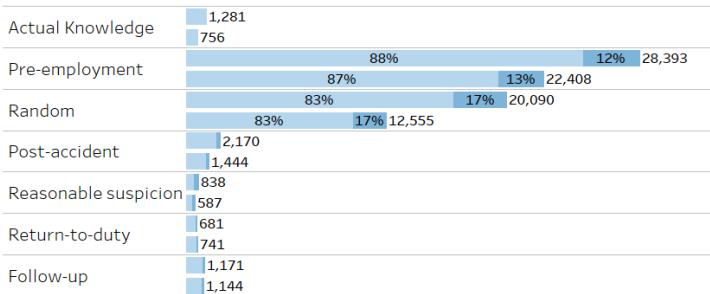
Since January 6, 2020 there were 95,980 test results reported to the Clearinghouse. The table below breaks out these test results by type of test, for controlled substance (drug) tests and alcohol tests. The left side depicts test results by year and the right side compares August 2020 with August 2021.

Note: This table does not include 7 violations (6 drug and 1 alcohol) for which a "reason for test" was not indicated during entry.

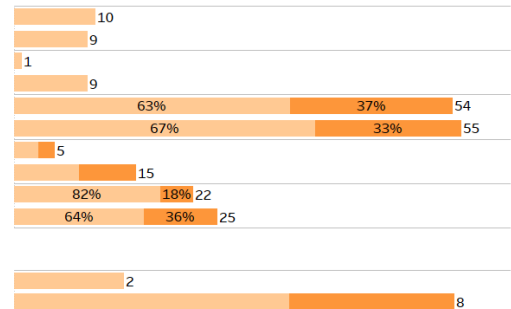
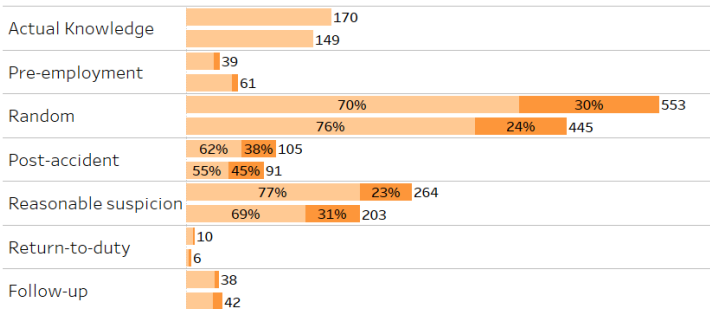
Total Test Results (Drug or Alcohol) by Test Type - Year and Month (August) Comparison



Drug Test Results (Positive or Refusal) by Test Type



Alcohol Test Results (Positive or Refusal) by Test Type



Test Results reported through August 2021, as of 9/2/2021.

VIOLATIONS REPORTED TO CLEARINGHOUSE CONTINUED

Positive drug tests account for **82%** of the total violations reported.

See chart to the right for a breakdown of results reported to the Clearinghouse by year since January 6, 2020 of the number of times a driver tested positive for each substance.

The graph below shows total results reported to the Clearinghouse since January 6, 2020 of the number of times a driver tested positive for each substance.

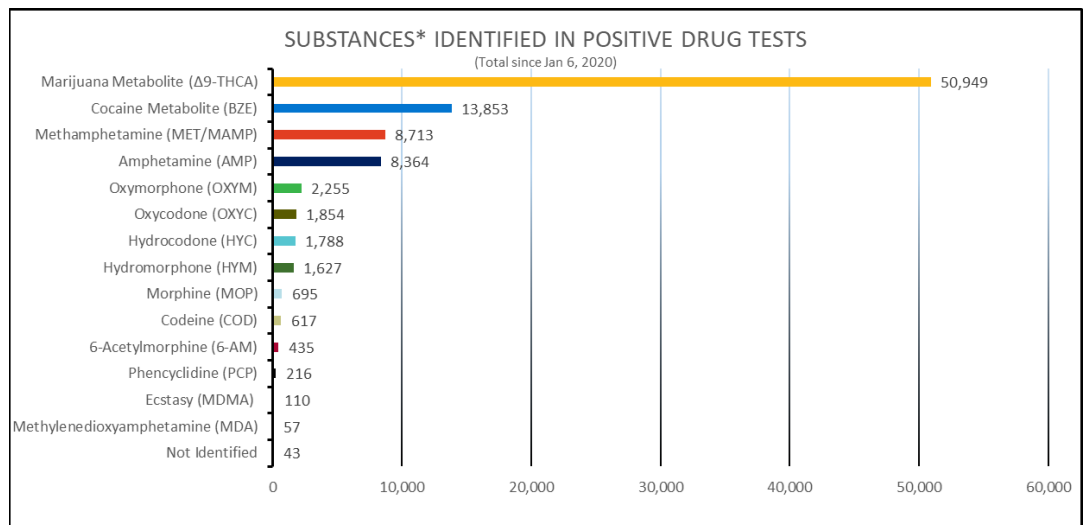
Note: To date, there have been **4,164** reports of dilute specimens, with **1,766** occurring in 2021. Reports of dilute specimens must also indicate an identified substance, therefore these dilute specimens are reflected in the total substance counts.

SUBSTANCES IDENTIFIED IN POSITIVE DRUG TESTS
(Reported through August 2021, as of 9/2/2021)

Substance	2020	2021	# Tests Identified*
Marijuana Metabolite (Δ9-THCA)	29,511	21,438	50,949
Cocaine Metabolite (BZE)	7,940	5,913	13,853
Methamphetamine (MET/MAMP)	5,187	3,526	8,713
Amphetamine (AMP)	4,953	3,411	8,364
Oxymorphone (OXYM)	1,372	883	2,255
Oxycodone (OXYC)	1,106	748	1,854
Hydrocodone (HYC)	1,082	706	1,788
Hydromorphone (HYM)	1,000	627	1,627
Morphine (MOP)	443	252	695
Codeine (COD)	386	231	617
6-Acetylmorphine (6-AM)	302	133	435
Phencyclidine (PCP)	137	79	216
Ecstasy (MDMA)	65	45	110
Methylenedioxyam-phetamine (MDA)	30	27	57
Not Identified	43	0	43
All substances	55,955	39,785	95,740

*Total since January 6, 2020

Note: More than one substance can appear in a positive drug test



Positive drug tests reported through August 2021, as of 9/2/2021

RETURN-TO-DUTY PROCESSES

If a CDL holder has a drug and alcohol program violation recorded in the Clearinghouse, the CDL holder must be removed from safety-sensitive functions, including operating a commercial motor vehicle, until the return-to-duty (RTD) process is completed. Select milestones of a driver's RTD process are recorded in the Clearinghouse. The table below provides a snapshot of the number of drivers in the RTD process with their status in the Clearinghouse as of September 1, 2021.

CDL Holders in the Return-to-Duty (RTD) Process as of 9/1/2021

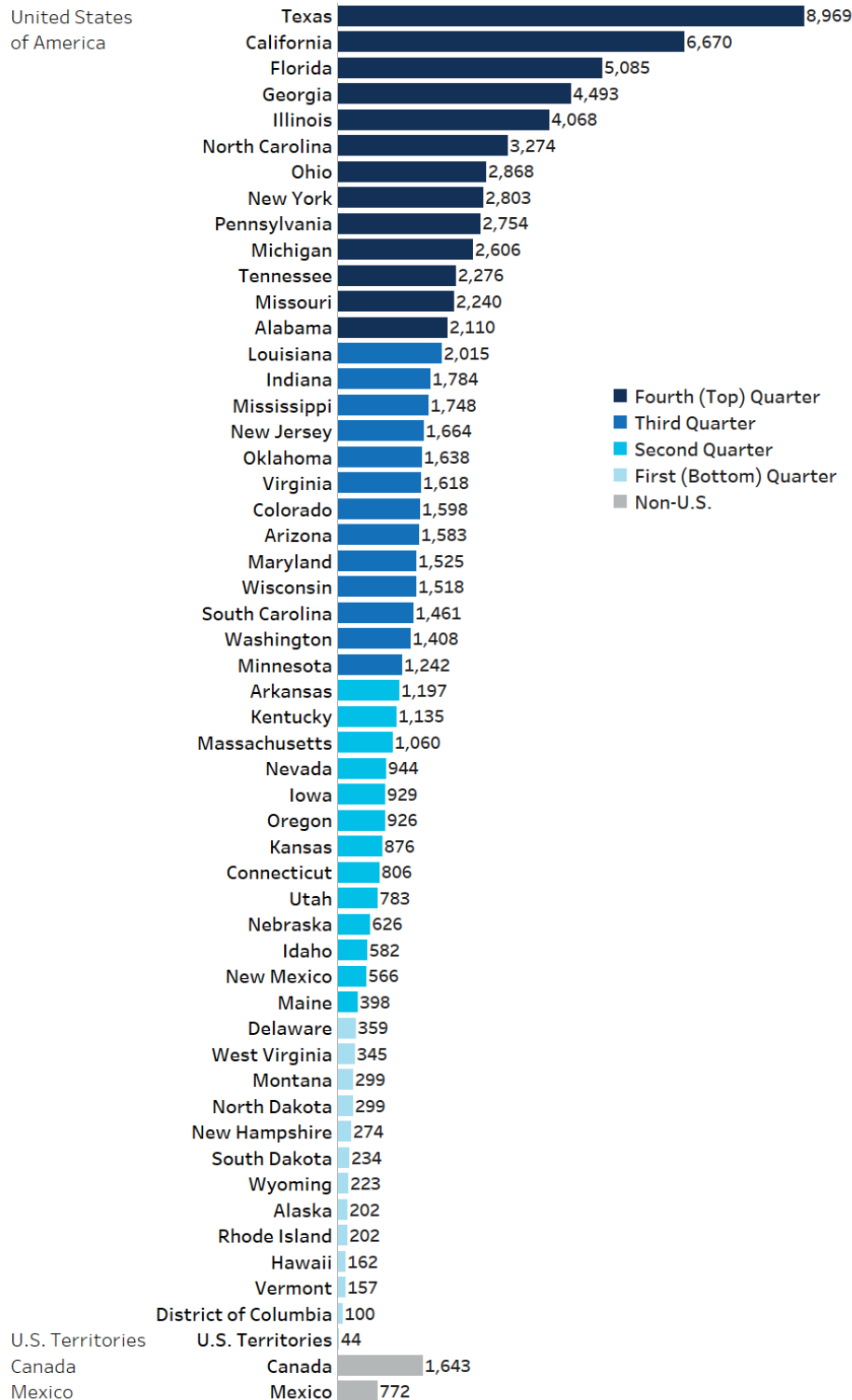
RTD STATUS	# DRIVERS
All Drivers (with at least 1 violation)	87,438
CDL holders in Prohibited Status	69,937
RTD Process Not Started	52,691
Substance Abuse Professional (SAP) Request Sent	609
SAP Designation Confirmed	1,617
SAP Request Declined	322
Initial SAP Assessment Complete	3,262
Determined Eligible for RTD Testing	11,436
CDL Holders in Not-Prohibited Status*	17,501
RTD Test with Negative Results	16,336
Follow-Up Testing Plan Complete	1,165

* A driver is no longer prohibited from performing safety-sensitive functions once they have a negative RTD test result.

INFORMATION BY LOCATION

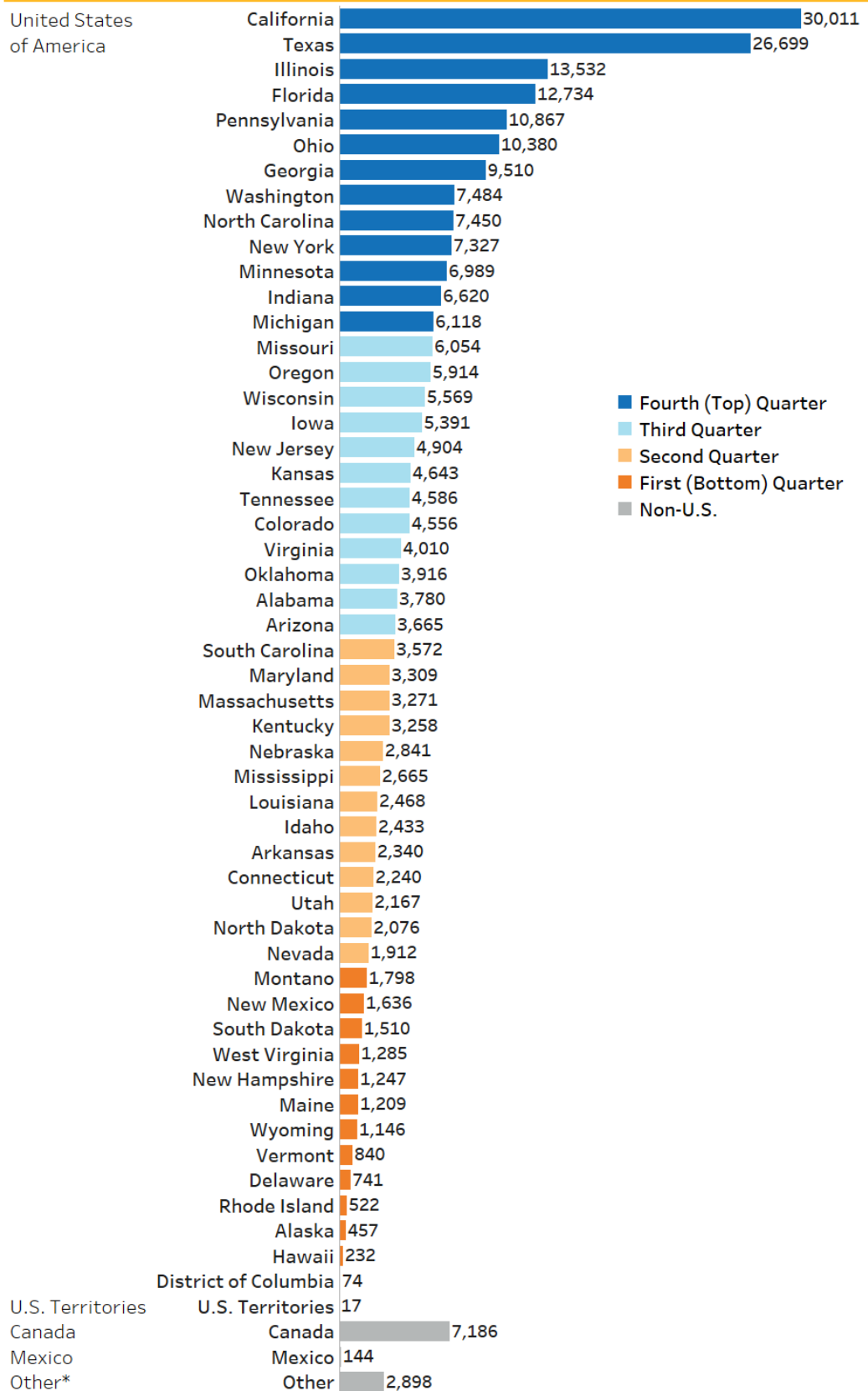
The following tables provide breakdowns of violations based on the jurisdiction that issued the driver's CDL and the number of registered employers by their domicile.

Violations Reported, by Location of CDL Issuance



Violations (by location) reported or modified through August 2021, as of 9/2/2021.

Unique Registered Employers by Location



Number of registered employers through August 2021, as of 9/2/2021. * "Other" represents data where the location is missing or otherwise not able to be determined.