

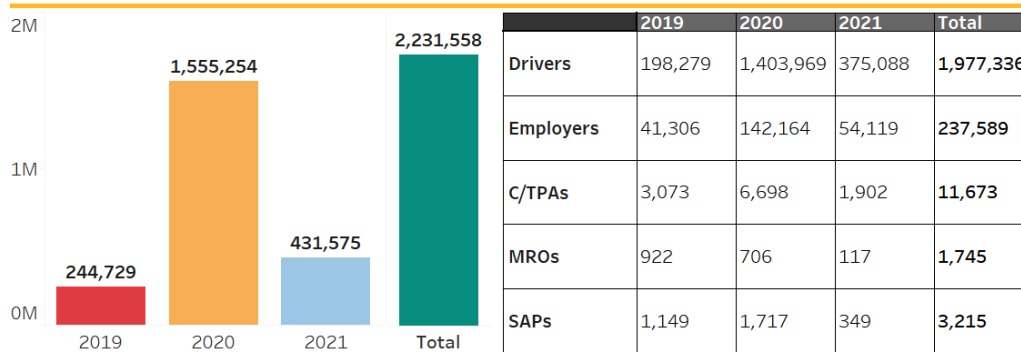
# DRUG & ALCOHOL CLEARINGHOUSE

## April 2021 Monthly Summary Report

### REGISTRATIONS

Registration for the FMCSA Drug and Alcohol Clearinghouse (Clearinghouse) began for all user roles on September 28, 2019. Commercial driver's license (CDL) holders, employers, consortia/third-party administrators (C/TPAs), medical review officers (MROs), and substance abuse professionals (SAPs) all must register within the Clearinghouse. In some cases, a single user may have multiple roles within the Clearinghouse. For a summary of the number of drivers and organizations that registered in the Clearinghouse, see the table below.

#### CDL Holder and Organization Registrations



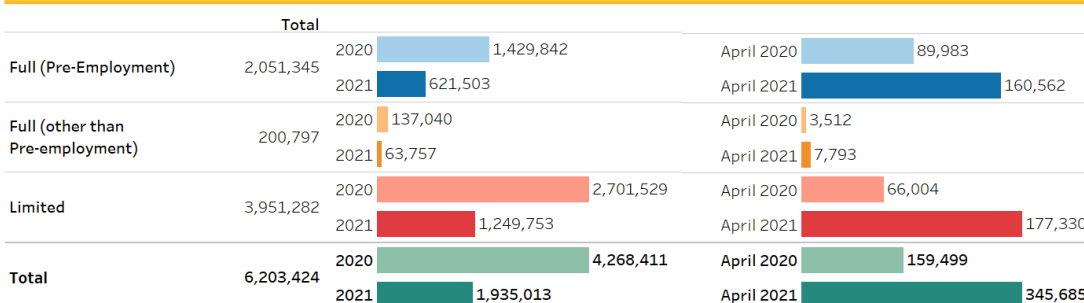
This chart reflects the number of CDL holders (drivers) and organizations registered within the Clearinghouse by role type.

Number of completed registrations through April 2021, as of May 1, 2021.

### QUERIES

Employers are required to conduct queries in the Clearinghouse when hiring a new CDL holder and annually for all CDL holders they currently employ.

#### Queries Conducted

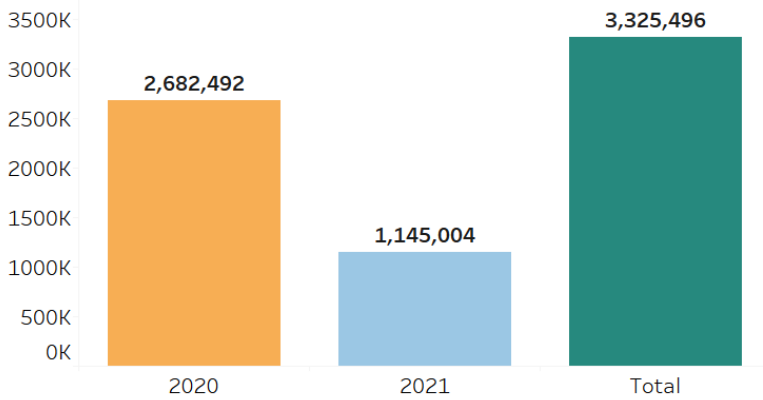


Queries conducted through April 2021, as of 5/1/2021.

The graph illustrates the number of each type of query conducted by employers, or their designated service agents since January 6, 2020. The full query total includes limited queries that have been elevated to full.

QUERIES REPORTED TO CLEARINGHOUSE CONTINUED

**Unique CDL Holders Queried**

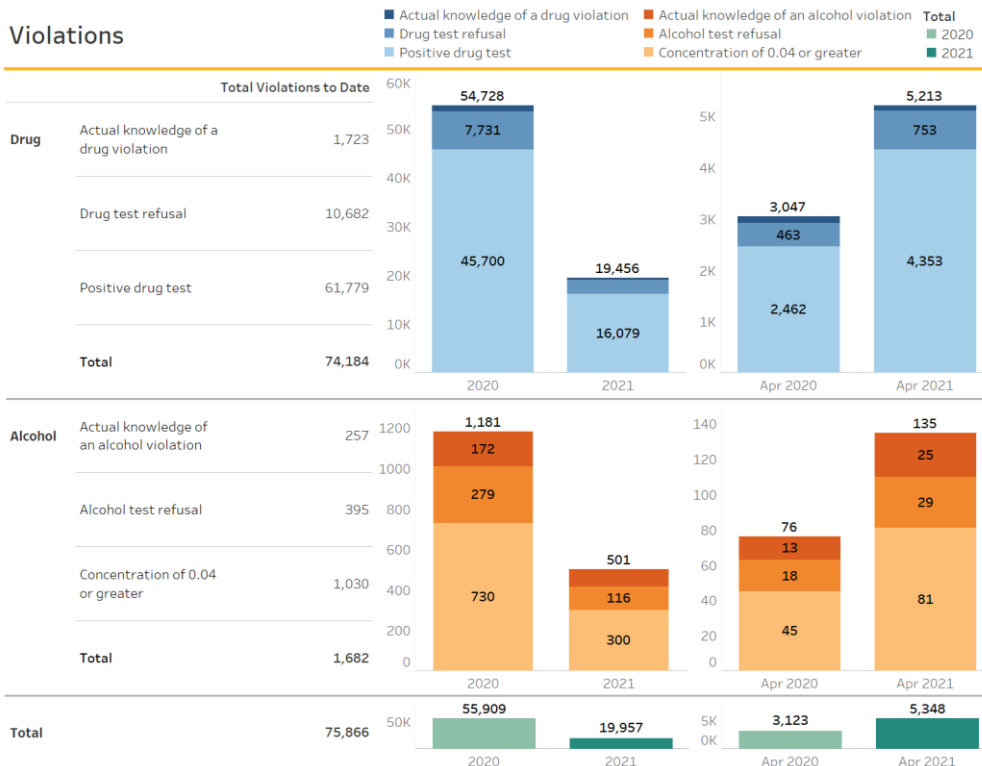


The graph illustrates the number of CDL holders whose information has been queried by employers (or their designated service agents) since January 6, 2020.

Unique drivers queried through April 2021, as of 5/1/2021.

**VIOLATIONS REPORTED TO CLEARINGHOUSE**

Employers or their designated C/TPA, and MROs are required to report violations of the drug and alcohol program.



The graph to the left illustrates the number of violations reported to the Clearinghouse since January 6, 2020.

Violations reported or modified through April 2021, as of 5/1/2021.


## VIOLATIONS REPORTED TO CLEARINGHOUSE CONTINUED

### Drug and Alcohol Test Results By Test Type as of 5/1/2021

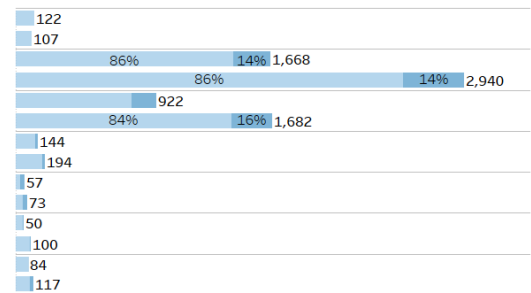
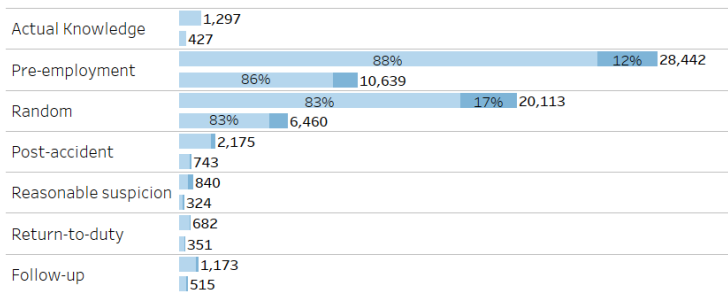
Since January 6, 2020 there were 75,870 test results reported to the Clearinghouse. The table below breaks out these test results by type of test, for controlled substance (drug) tests and alcohol tests. The left side depicts test results by year and the right side compares April 2020 with April 2021.

Note: This table does not include 7 violations (6 drug and 1 alcohol) for which a "reason for test" was not indicated during entry.

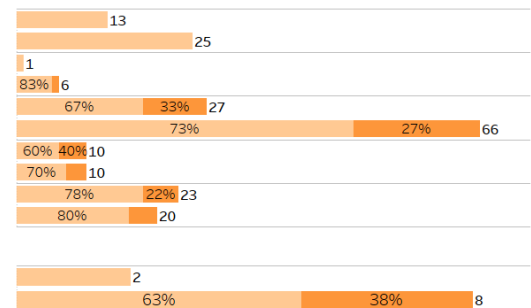
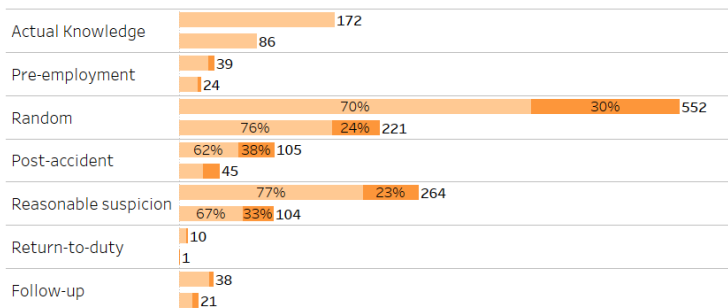
#### Total Test Results (Drug or Alcohol) by Test Type - Year and Month (April) Comparison



#### Drug Test Results (Positive or Refusal) by Test Type



#### Alcohol Test Results (Positive or Refusal) by Test Type



Test Results reported through April 2021 as of 5/1/21

VIOLATIONS REPORTED TO CLEARINGHOUSE CONTINUED

**SUBSTANCES IDENTIFIED IN POSITIVE DRUG TESTS**  
(as of 5/1/2021)

Positive drug tests account for **81%** of the total violations reported.

See chart to the right for a breakdown of results reported to the Clearinghouse by year since January 6, 2020 of the number of times a driver tested positive for each substance.

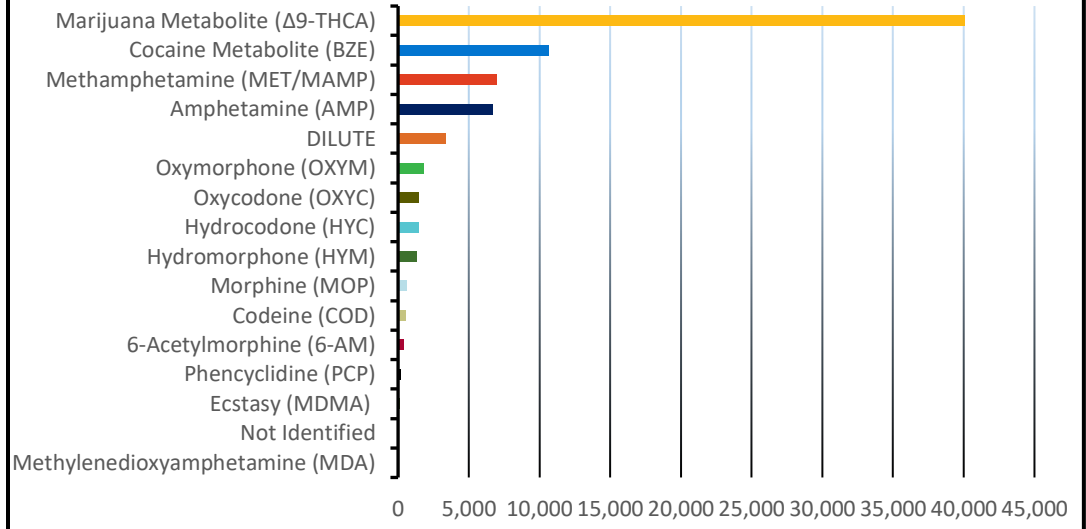
The graph below shows total results reported to the Clearinghouse since January 6, 2020 of the number of times a driver tested positive for each substance.

Substance	2020	2021	# Tests Identified (Total since Jan 6, 2020)
Marijuana Metabolite (Δ9-THCA)	29,511	10,542	40,053
Cocaine Metabolite (BZE)	7,940	2,686	10,626
Methamphetamine (MET/MAMP)	5,187	1,782	6,969
Amphetamine (AMP)	4,953	1,750	6,703
DILUTE	2,398	944	3,342
Oxymorphone (OXYM)	1,372	443	1,815
Oxycodone (OXYC)	1,106	361	1,467
Hydrocodone (HYC)	1,082	344	1,426
Hydromorphone (HYM)	1,000	318	1,318
Morphine (MOP)	443	131	574
Codeine (COD)	386	124	510
6-Acetylmorphine (6-AM)	302	69	371
Phencyclidine (PCP)	137	45	182
Ecstasy (MDMA)	65	16	81
Not Identified	43	0	43
Methylenedioxyam- phetamine (MDA)	30	12	42
<b>All substances</b>	<b>55,955</b>	<b>19,567</b>	<b>75,522</b>

Note: More than one substance can appear in a positive drug test

**SUBSTANCES IDENTIFIED IN POSITIVE DRUG TESTS**

(Total since Jan 6, 2020)



*Positive drug tests reported as of 5/1/2021*

## RETURN-TO-DUTY PROCESSES

If a CDL holder has a drug and alcohol program violation recorded in the Clearinghouse, the CDL holder must be removed from safety-sensitive functions, including operating a commercial motor vehicle, until the return-to-duty (RTD) process is completed. Select milestones of a driver's RTD process are recorded in the Clearinghouse. The table below provides a snapshot of the number of drivers in the RTD process with their status in the Clearinghouse as of May 1, 2021.

### CDL Holders in the Return-to-Duty (RTD) Process as of 5/1/2021

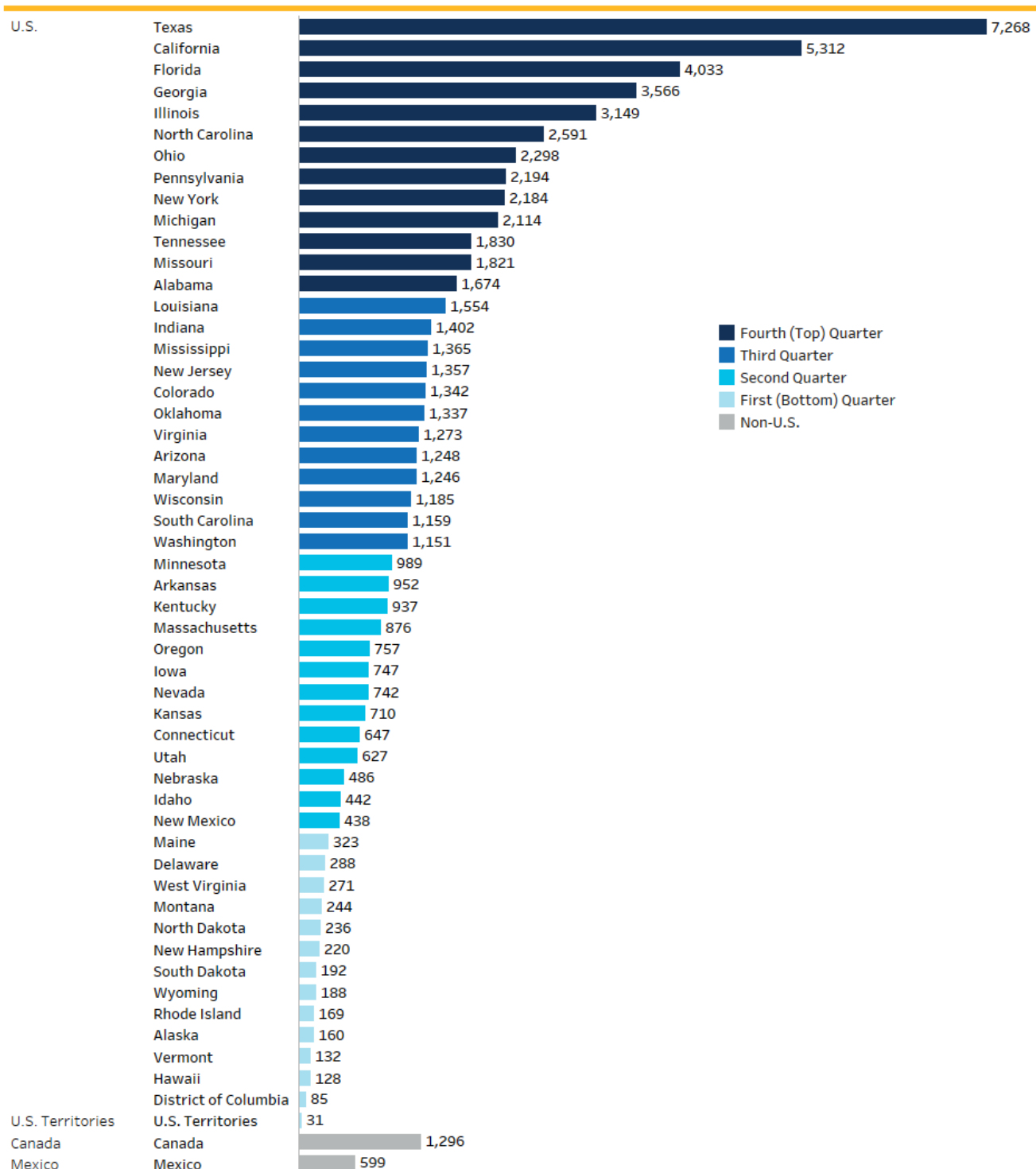
RTD STATUS	# DRIVERS
<b>All Drivers (with at least 1 violation)</b>	<b>69,565</b>
<b>CDL holders in Prohibited Status</b>	<b>57,510</b>
RTD Process Not Started	43,614
Substance Abuse Professional (SAP) Request Sent	483
SAP Designation Confirmed	1,219
SAP Request Declined	217
Initial SAP Assessment Complete	2,806
Determined Eligible for RTD Testing	9,171
<b>CDL Holders in Not-Prohibited Status*</b>	<b>12,055</b>
RTD Test with Negative Results	11,518
Follow-Up Testing Plan Complete	537

\* A driver is no longer prohibited from performing safety-sensitive functions once they have a negative RTD test result.

## Additional Information

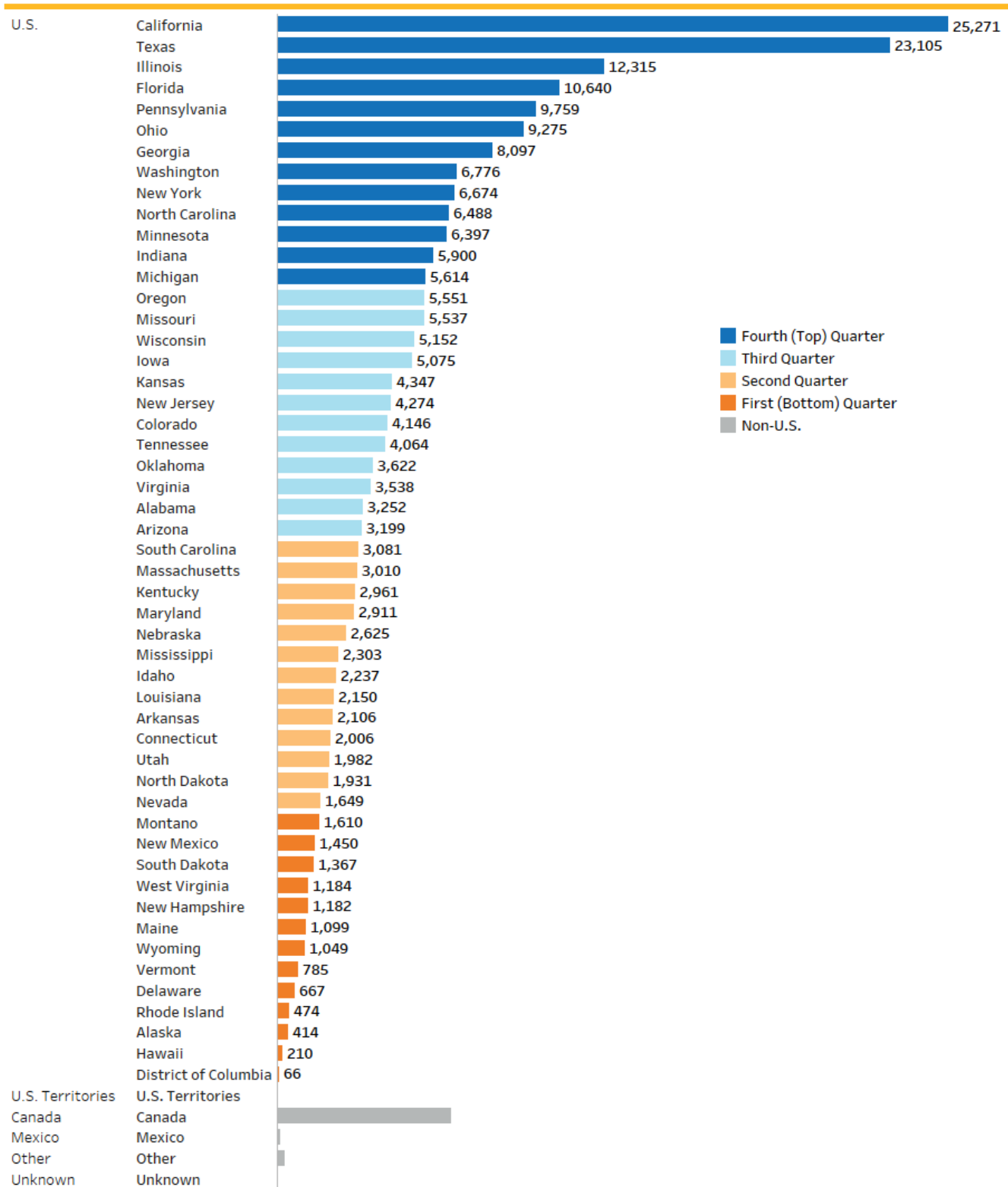
The following tables provide breakdowns of violations based on the jurisdiction that issued the driver's CDL and the number of registered employers by the State in which they are domiciled.

### Violations by Location



Violations (by location) reported or modified through April 2021, as of 5/1/2021.

## Unique Registered Employers



Number of registered employers through April 2021, as of 5/1/2021.