

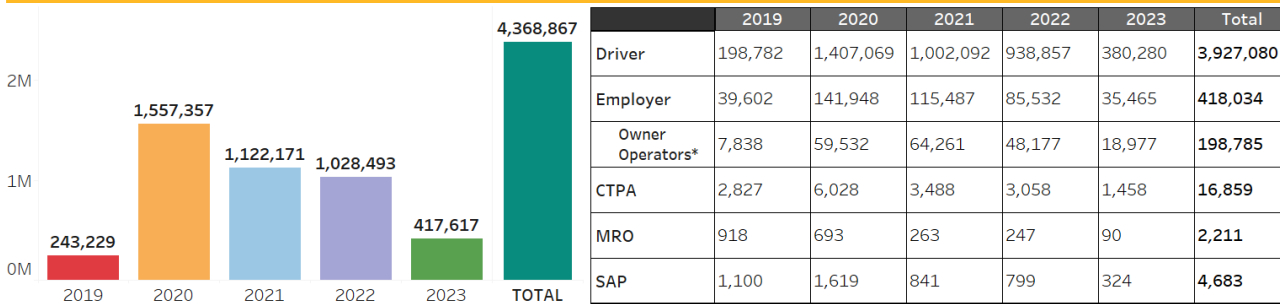
# DRUG & ALCOHOL CLEARINGHOUSE

## May 2023 Monthly Summary Report

### REGISTRATIONS

Registration for the FMCSA Drug and Alcohol Clearinghouse (Clearinghouse) began for all user roles on September 28, 2019. Commercial driver’s license (CDL) or commercial learner’s permit (CLP) holders, employers, consortia/third-party administrators (C/TPAs), medical review officers (MROs), and substance abuse professionals (SAPs) all must register within the Clearinghouse. In some cases, a single user may have multiple roles within the Clearinghouse. For a summary of the number of drivers and organizations that registered in the Clearinghouse, see the table below.

#### CDL/CLP Holder and Organization Registrations



Number of completed registrations through May 2023, as of June 1, 2023. \* Owner-operator counts are not included in the annual totals, as owner-operators are a subset of Employers and are included in the Employer counts.

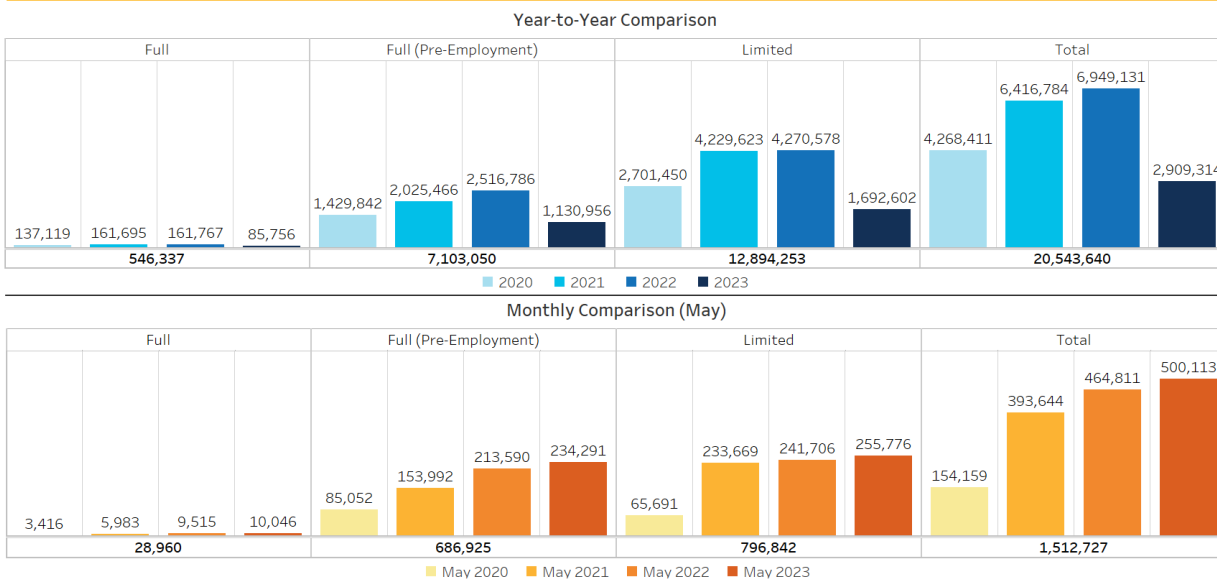
	2019	2020	2021	2022	2023	Total
Driver	198,782	1,407,069	1,002,092	938,857	380,280	<b>3,927,080</b>
Employer	39,602	141,948	115,487	85,532	35,465	<b>418,034</b>
Owner Operators*	7,838	59,532	64,261	48,177	18,977	<b>198,785</b>
CTPA	2,827	6,028	3,488	3,058	1,458	<b>16,859</b>
MRO	918	693	263	247	90	<b>2,211</b>
SAP	1,100	1,619	841	799	324	<b>4,683</b>

**This chart above reflects** the number of CDL/CLP holders (drivers) and organizations registered within the Clearinghouse by role type since September 28, 2019.

## QUERIES

Employers are required to conduct queries in the Clearinghouse when hiring a new CDL/CLP holder and annually for all CDL/CLP holders they currently employ. The table below breaks out the results by query type. The top table depicts query results by year and the bottom graph compares total query results with violations for the month of May across four years: 2020, 2021, 2022, and 2023.

### Queries Conducted



*Queries conducted through May 2023, as of June 1, 2023.*

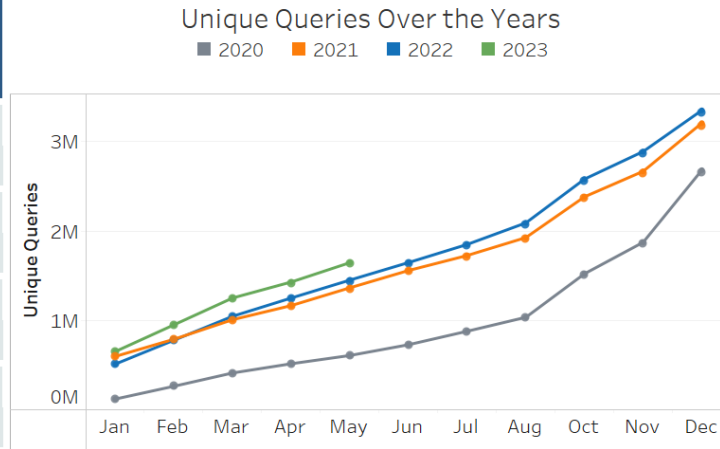
**The graph illustrates** the number of each type of query conducted by employers, or their designated C/TPA since January 6, 2020. The full query total includes limited queries that have been elevated to full.

QUERIES REPORTED TO CLEARINGHOUSE CONTINUED

Unique CDL/CLP Holders Queried



<b>Total Since:</b> January 6, 2020	<b>4,940,128</b>
Calendar Year 2023	1,646,650
Calendar Year 2022	3,351,358
Calendar Year 2021	3,208,266
Calendar Year 2020	2,681,540

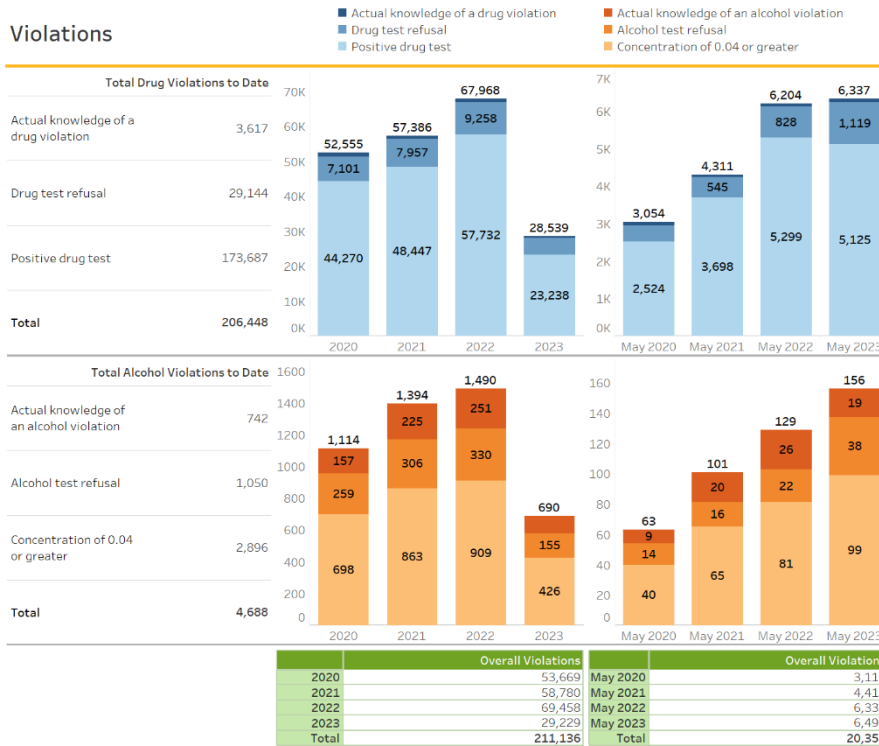


Unique drivers queried through May 2023, as of June 1, 2023.

The graph above illustrates the number of CDL/CLP holders whose information has been queried by employers (or their designated C/TPA) since January 6, 2020.

# VIOLATIONS REPORTED TO CLEARINGHOUSE

Employers or their designated C/TPA, and MROs are required to report violations of the drug and alcohol program. Since January 6, 2020, there were 211,136 test results reported to the Clearinghouse with violations. The table below breaks out the results by violation type, for controlled substance (drug) tests and alcohol tests. The left side depicts total test results with violations by year and the right side compares total test results with violations for the month of May across three years: 2020, 2021, 2022, and 2023.



Violations reported through May 2023, as of June 1, 2023.


The graph above illustrates the number of violations reported to the Clearinghouse since January 6, 2020.

## VIOLATIONS REPORTED TO CLEARINGHOUSE CONTINUED

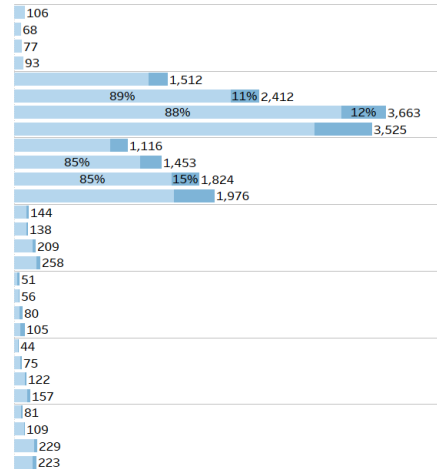
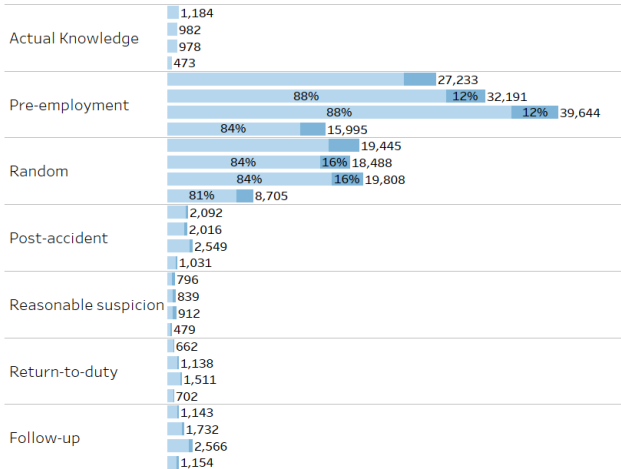
### Drug and Alcohol Test Results By Test Type

Since January 6, 2020, there were 211,136 test results reported to the Clearinghouse with violations. The table below breaks out these test results by type of test, for controlled substance (drug) tests and alcohol tests. The left side depicts total test results with violations by year and the right side compares total test results with violations for the month of May across four years: 2020, 2021, 2022, and 2023.

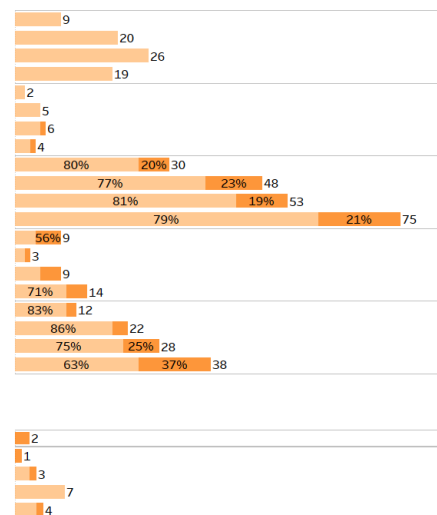
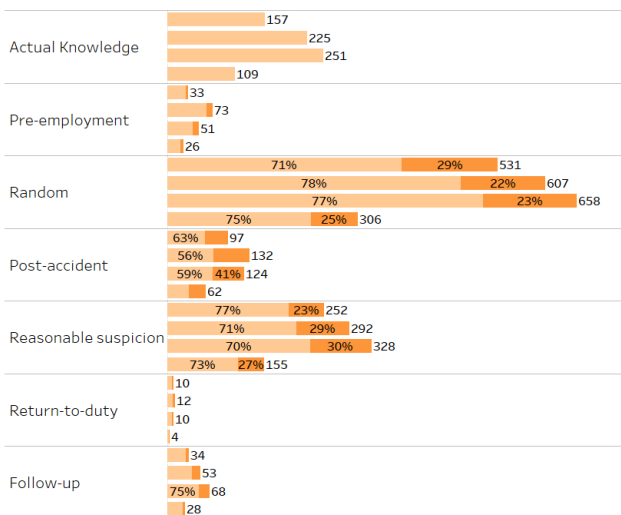
Total Test Results (Drug or Alcohol) by Test Type - Year and Month (May) Comparison



Drug Test Results (Positive or Refusal) by Test Type



Alcohol Test Results (Positive or Refusal) by Test Type



Test Results reported through May 2023, as of June 1, 2023.

VIOLATIONS REPORTED TO CLEARINGHOUSE CONTINUED

Positive drug tests account for **82%** of the total violations reported. The chart below represents the breakdown of results reported to the Clearinghouse by year since January 6, 2020 of the number of times a driver tested positive for each substance.

**SUBSTANCES IDENTIFIED IN POSITIVE DRUG TESTS**

Substance	2020	2021	2022	2023	# Tests Identified*
Marijuana Metabolite (Δ9-THCA)	29,511	31,085	40,916	16,056	117,568
Cocaine Metabolite (BZE)	7,940	8,765	10,953	4,207	31,865
Methamphetamine (MET/MAMP)	5,187	5,082	5,569	1,971	17,809
Amphetamine (AMP)	4,953	4,904	5,349	1,840	17,046
Oxymorphone (OXYM)	1,372	1,276	1,398	441	4,487
Oxycodone (OXYC)	1,106	1,049	1,130	378	3,663
Hydrocodone (HYC)	1,082	1,048	1,042	356	3,528
Hydromorphone (HYM)	1,000	930	965	317	3,212
Morphine (MOP)	443	353	445	158	1,399
Codeine (COD)	386	329	444	160	1,319
6-Acetylmorphine (6-AM)	302	191	177	47	717
Phencyclidine (PCP)	137	118	138	38	431
Ecstasy (MDMA)	65	60	68	35	228
Methylenedioxyamphetamine (MDA)	30	33	45	26	134
<b>All substances</b>	<b>53,514</b>	<b>55,223</b>	<b>68,639</b>	<b>26,030</b>	<b>203,406</b>

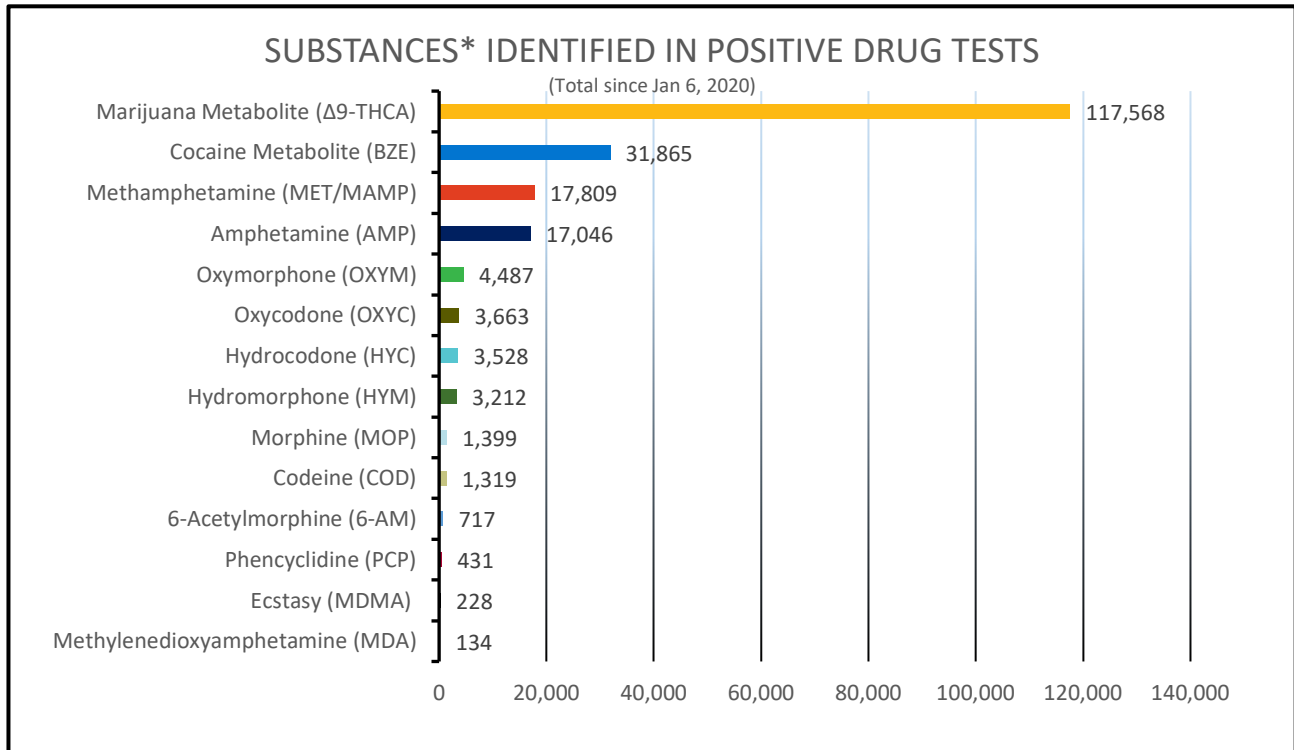
(Reported through May 2023, as of June 1, 2023)

\*Total since January 6, 2020

Note: More than one substance can appear in a positive drug test

**Note:** To date, there have been 8,900 reports of dilute specimens, with 1,035 occurring in 2023. A positive dilute result indicates that drugs were detected despite the dilution of the sample. Dilute specimens are therefore reflected in the total substance counts.

VIOLATIONS REPORTED TO CLEARINGHOUSE CONTINUED



*\*Positive drug tests reported through May 2023, as of June 1, 2023.*

**The graph above shows** total results reported to the Clearinghouse since January 6, 2020 of the number of times a driver tested positive for each substance.

## RETURN-TO-DUTY PROCESSES

If a CDL/CLP holder has a drug and alcohol program violation recorded in the Clearinghouse, the CDL/CLP holder must be removed from safety-sensitive functions, including operating a commercial motor vehicle, until the return-to-duty (RTD) process is completed. Select milestones of a driver's RTD process are recorded in the Clearinghouse. The table below provides a snapshot of the number of drivers in the RTD process with their status in the Clearinghouse as of June 1, 2023.

### CDL/CLP Holders in the Return-to-Duty (RTD) Process as of June 1, 2023

RTD STATUS	# DRIVERS
<b>All Drivers (with at least 1 violation)</b>	<b>191,138</b>
<b>CDL/CLP holders in Prohibited Status</b>	<b>135,682</b>
RTD Process Not Started	102,805
Substance Abuse Professional (SAP) Request Sent	1,228
SAP Designation Confirmed	3,948
SAP Request Declined	825
Initial SAP Assessment Complete	6,497
Determined Eligible for RTD Testing	20,379
<b>CDL/CLP Holders in Not-Prohibited Status*</b>	<b>55,456</b>
RTD Test with Negative Results	44,803
Follow-Up Testing Plan Complete	10,653

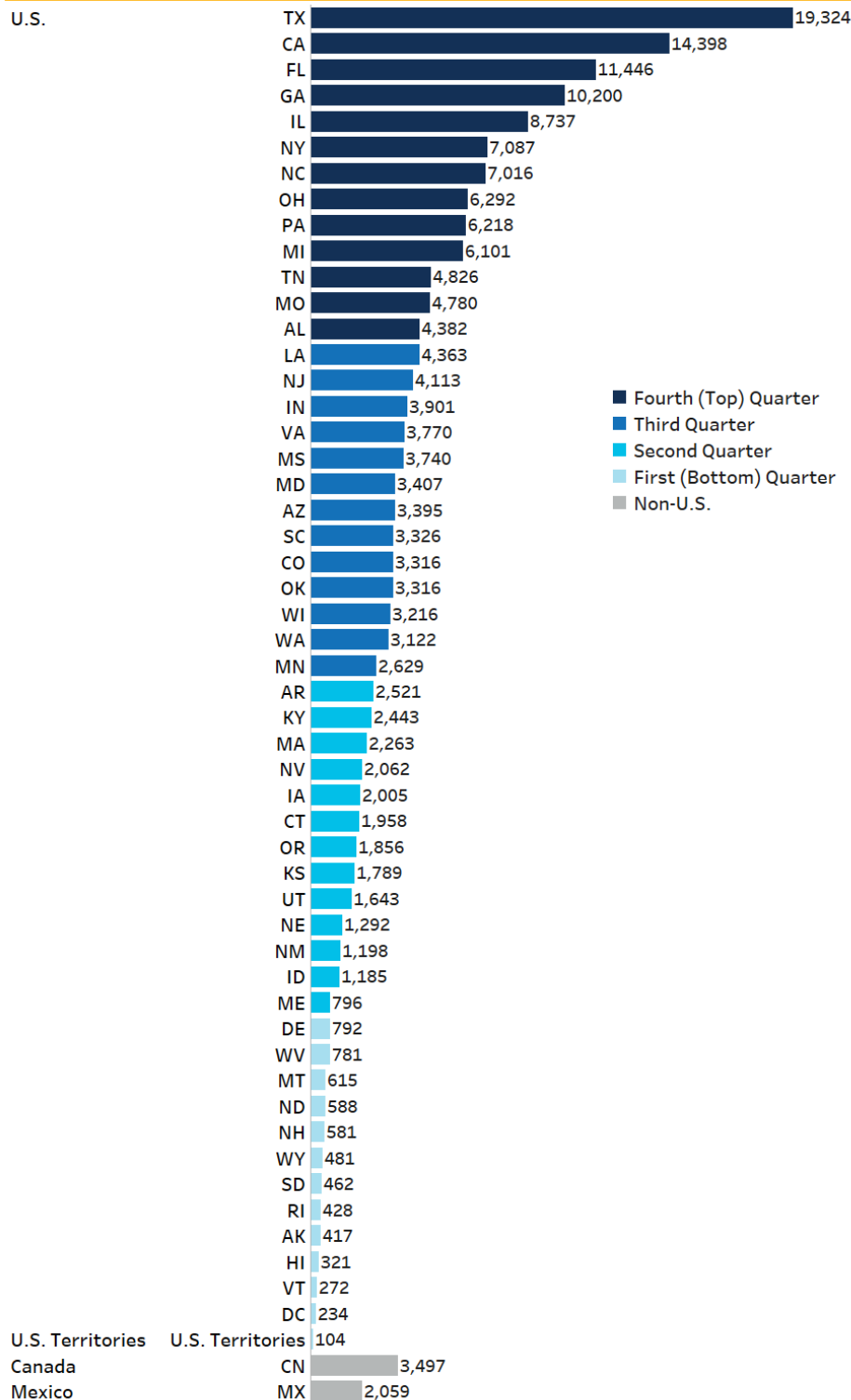
\* A driver is no longer prohibited from performing safety-sensitive functions once they have a negative RTD test result.



## INFORMATION BY LOCATION

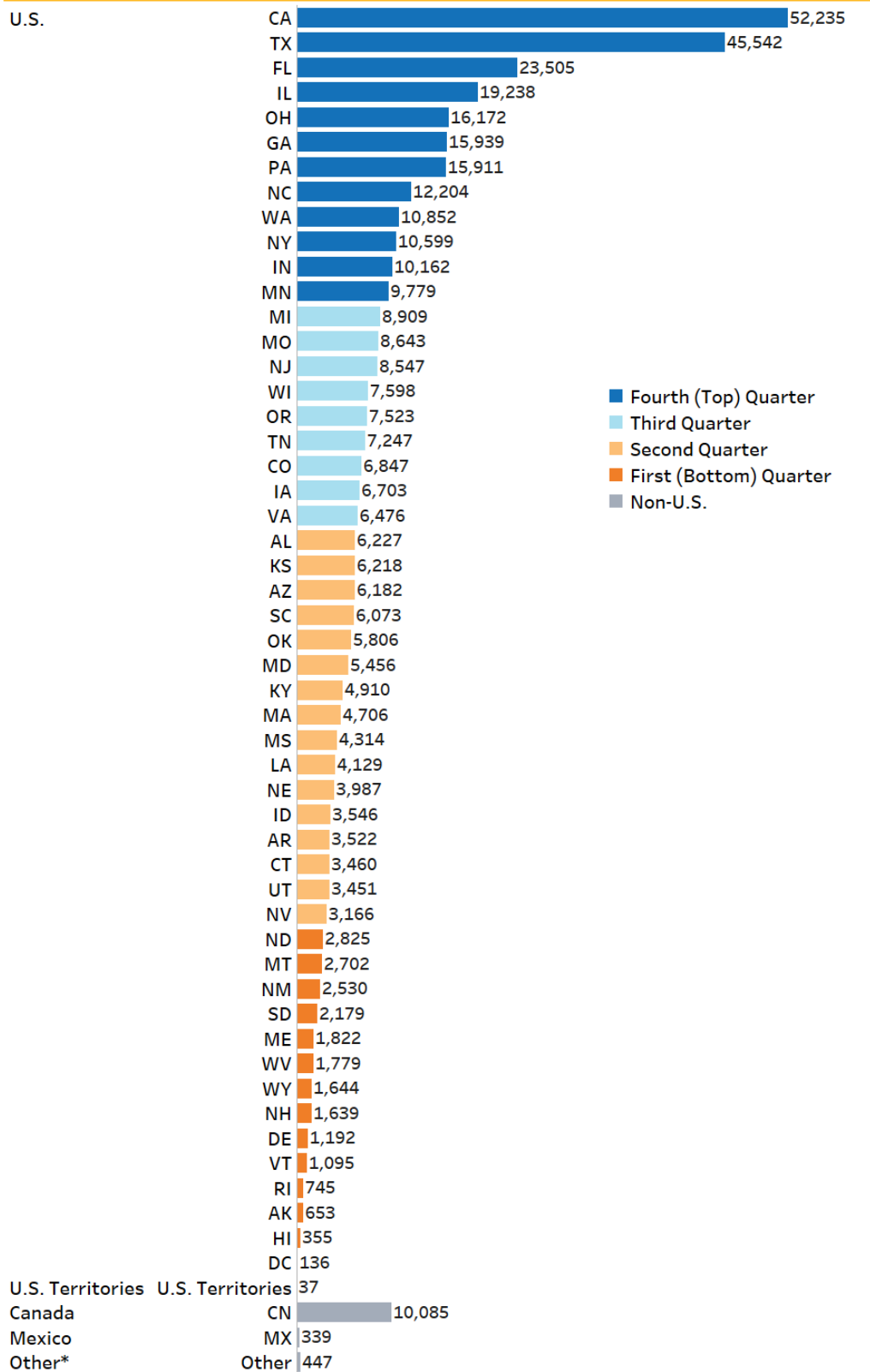
The following tables provide breakdowns of violations based on the jurisdiction that issued the driver's CDL/CLP and the number of registered employers by their domicile.

### Violations Reported, by Location of CDL/CLP Issuance



Violations (by location) reported or modified through May 2023, as of June 1, 2023.

## Unique Registered Employers by Location



Number of registered employers through May 2023, as of June 1, 2023. \* "Other" represents data where the location is missing or otherwise not able to be determined.